

SAFETY CUTTERS

2013/2014




MARTOR IS THE LEADING INTERNATIONAL PARTNER FOR INNOVATIVE CUTTING SOLUTIONS, ESPECIALLY IN THE AREA OF SAFETY CUTTERS. OUR CATALOGUE INTRODUCES OUR HIGH QUALITY PRODUCT RANGE. OUR CONTINUOUS EFFORTS TO PROVIDE A RANGE OF PRODUCTS TO SUIT OUR CUSTOMERS IS ALSO EVIDENT IN A NEW, MODERN BRAND PRESENCE. THEREFORE, WE INVITE YOU: DISCOVER NOT ONLY MORE ABOUT OUR PRODUCTS. EXPERIENCE US ALSO AS A QUALITY BRAND.


ENJOY SAFETY
MADE IN SOLINGEN


martor

WELCOME TO MARTOR

WELCOME TO THE WORLD OF SAFETY CUTTERS.

| | | | |
|---|------|---|---|
| FULLY AUTOMATIC BLADE RETRACTION | Page | FULLY AUTOMATIC BLADE RETRACTION → very high degree of safety |  |
| SECUPRO MARTEGO | 22 | | |
| SECUPRO MERAK | 24 | | |
| SECUPRO MEGASAFE | 26 | | |
| SECUPRO MAXISAFE | 30 | | |
| SECUPRO OPTISAFE | 36 | | |
| SECUPRO LEWIS | 37 | | |
| SECUPRO PROSAFE | 38 | | |
| SECUPRO CUT-O-MATIC | 40 | | |

| | | | |
|---------------------------------------|------|--|---|
| AUTOMATIC BLADE RETRACTION | Page | AUTOMATIC BLADE RETRACTION → high degree of safety |  |
| SECUNORM PROFI25 | 44 | | |
| SECUNORM MULTISSET | 46 | | |
| SECUNORM PROFI40 | 50 | | |
| SECUNORM 380 | 52 | | |
| SECUNORM PROFI LIGHT | 54 | | |
| SECUNORM POWERCUT | 56 | | |
| SECUNORM GENIAL | 59 | | |
| SECUNORM MIZAR | 60 | | |
| SECUNORM 175 | 62 | | |
| SECUNORM HANDY | 64 | | |
| SECUNORM SMARTCUT | 67 | | |
| SECUNORM PROFI | 68 | | |
| SECUNORM MULTISAFE | 72 | | |
| SECUNORM REGELSAFE | 73 | | |

| | | | |
|----------------------------|------|--|---|
| CONCEALED BLADE | Page | CONCEALED BLADE → maximum safety |  |
| SECUMAX 350 | 76 | | |
| SECUMAX 150 | 78 | | |
| SECUMAX EASYSAFE | 80 | | |
| SECUMAX COMBI | 82 | | |
| SECUMAX NOVEX | 86 | | |
| SECUMAX RING KNIFE | 87 | | |
| SECUMAX POLYCUT | 88 | | |
| SECUMAX POLYPICK | 89 | | |
| SECUMAX PLASTICUT | 89 | | |
| SECUMAX CARDY | 91 | | |
| SECUMAX CARDYCUT | 92 | | |
| SECUMAX TRENNEX | 93 | | |
| SECUMAX NOVICUT | 93 | | |
| SECUMAX OPTICUT | 94 | | |
| SECUMAX SNITTY | 98 | | |
| SECUMAX MOBILEX | 99 | | |
| SECUMAX COUPPY | 100 | | |
| SECUMAX ZEPHER | 101 | | |
| SECUMAX SHEETING CUTTER | 102 | | |
| SECUMAX SAFE-T-GUARD | 103 | | |

FULL INVENTORY

| | |
|---|----|
| INTRODUCTION | |
| Our new look | 2 |
| Our new pictograms | 4 |
| Our new naming system | 6 |
| Active accident prevention | 8 |
| Made in Solingen | 12 |
| And everything revolves around you wishes | 16 |

| | |
|---------------------------|-----|
| OUR SAFETY CUTTERS | |
| Our newest products | 18 |
| SECUPRO | 21 |
| SECUNORM | 43 |
| SECUMAX | 75 |
| SOS-Cutter | 105 |
| MDP-Cutter | 111 |
| Accessories | 121 |

| | |
|-----------------------------------|-----|
| APPENDIX | |
| Accessories matrix | 127 |
| Blade matrix | 130 |
| Our additional service media | 134 |
| Our home page | 136 |
| The most common cutting types | 138 |
| Special terms in the MARTOR world | 140 |
| Imprint | 144 |

| | |
|------------------|--|
| FOLD OUT | |
| Pictogram legend | |

The products in this catalogue are generally shown in original size. The few exceptions are indicated on the product page.

» Here you'll find the legend with our pictograms. Please open!



PICTOGRAM LEGEND

Technical features

| | | | | | |
|--|-----------------------------|--|--------------------------|--|------------------------------------|
| | Maximum safety | | Very high safety | | High safety |
| | Basic safety | | Right-hander knife | | Left-hander knife |
| | Right and left-hander knife | | Very ergonomic | | Ergonomic |
| | Soft-grip | | Very abrasion resistant | | Abrasion resistant |
| | Fully metal housing | | Non-corrosive | | Metal detectable product |
| | Safety lock | | Extended blade length | | Adjustable extended blade length |
| | Cutting depth | | Adjustable cutting depth | | Disposable knife |
| | Tool-less blade change | | Blade change with tool | | Safer blade change (with magnet) |
| | Round tipped trapeze blade | | Tape splitter | | Scrape width |
| | Spare blades in knife body | | Lanyard hole | | Printable for promotional purposes |

Main cutting materials

| | | | | | |
|--|-------------------|--|------------------------------------|--|------------------------------|
| | Cardboard: 1-ply | | Cardboard: up to 2-ply | | Cardboard: up to 3-ply |
| | Bagged goods | | Wrapping, stretch, and shrink foil | | Slabbing material off a roll |
| | Tape | | Plastic strapping band | | Yarn, cord |
| | Foam, polystyrene | | Layers of foil or paper | | Textile, material |
| | Rubber | | Coated film | | Laminated film |
| | Carpet | | Envelope | | Fleece |
| | Felt | | PVC | | Safety belt |
| | Velcro | | Leather | | |

Accessories

| | | | | | |
|--|-----------------|--|-----------------------|--|------------------|
| | Used blades box | | Used blades container | | Safety device |
| | Belt holster | | MDP-test cards | | Handle extension |
| | Locking key | | Locking key | | Pocket clip |
| | Finger catch | | | | |

Service

| | | | | | |
|--|--------------------|--|----------------------|--|----------------|
| | Safety poster | | Technical data sheet | | Training video |
| | Consulting service | | | | |

SAME CUT. NEW LOOK!

OUR NEW LOOK.
FOR A CLEAR COMMUNICATION.

Our new brand

Experience proven quality with the new design. Clear lines, distinctive shapes and consistent colours characterize the future appearance of our brand. Our new logo is a very good example for the new look. The truncated "a" gives you a first impression, of what we deal with.

martor

Our new claim

Our claim goes far beyond design. In the future, we will concentrate even more on the essential: on you. Your safety, your comfort and your benefit. You can look forward to high quality products and services. Our new motto invites you to: "Enjoy safety made in Solingen".

ENJOY SAFETY MADE IN SOLINGEN



Our new product design

Our company colour is blue, cyan to be precise. That was always the case for our logo, but not for our products. We will change that now. The product parts that were red will shine brightly in fresh cyan. This will not impact the quality of our products. But it will help you to recognise MARTOR at first sight.

SAME CUT. NEW LOOK! OUR NEW PICTOGRAMS.



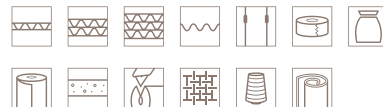
Our services

Our most important service? The assistance of our competent sales consultants – in person, by e-mail or on the phone. In addition to this, we provide further information, e.g. in our training videos or on our safety posters.



All about blades

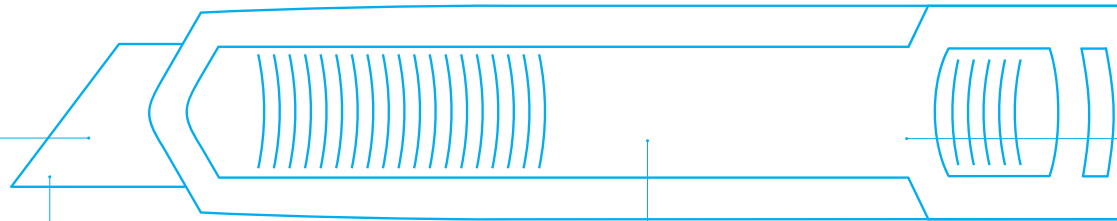
Is a blade change possible? And, if so, with or without a tool? How large is the blade extension? And how deep does the blade cut? It sometimes depends on every millimeter here. So take a good look!



Which cutting materials?

Which product is best for which kind of material? Even if many of our safety cutters are multi-talented, there are also small but subtle differences. These icons will assist you when searching for the best possible cutting solution.

MARTOR is proud of its large product range. But it might be difficult to identify the product that meets your requirements without any kind of guidance. That's why we are always there to assist you. In addition to the personal assistance, our new pictogram system helps you to find the right product. Each symbol contains a statement: on the safety level, the cutting depth or the condition of the handle, for example. Several pictograms have been allocated to each safety cutter. So you can see at the first glance what the respective cutting tool contains and what it can do.



Product picture exemplary



Valuable accessories

Valuable is everything that makes your work easier. From belt holster to locking key to used blade container. You can see the relevant accessories for each product here.



All about handles

Ergonomically shaped? With a soft grip for an even better hold? For right and left hander? Made of metal? Or plastic that can be metal detected? All this and many further information you will find on these pictograms.

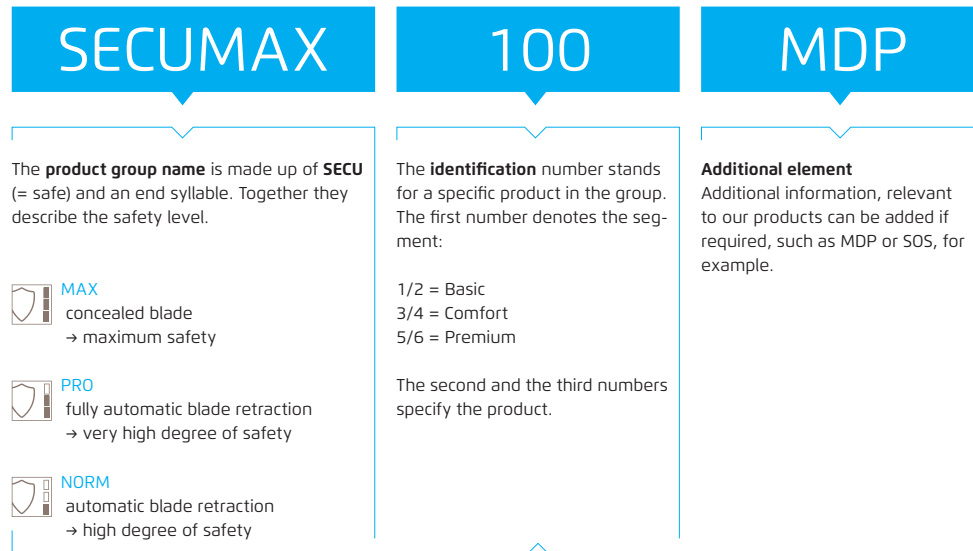


Your safety

A glance at the icon is enough for you to know whether your cutting tool stands for maximum safety, a very high degree of safety or high safety. We like to compare our safety technologies with a protective shield.

» We are only showing you a selection here. All pictograms including explanations can be found on the fold-out at the end of the catalogue.

SAME CUT. NEW LOOK! OUR NEW NAMING SYSTEM.



What's special about the new product naming system? The innovation is in the term "system": we have divided up our safety cutters clearly into three groups and taken a product property as the yardstick for what would be of great if not of greatest importance: the safety technology and the safety level reached because of it.



EXAMPLES OF NAMES OF NEW PRODUCTS

SECUMAX 150
SECUMAX 350
SECUNORM 175

Our new products are particularly ground breaking. SECUMAX 150 and 350 are examples of this. A three digit number follows the group name here, which also has a special meaning. Generally we can say, the higher the number, the better equipped the product. We differentiate between Basic, Comfort and Premium.

EXAMPLES OF NAMES OF OLD PRODUCTS

MARTEgo →
SECUPRO MARTEGO

Profi25 →
SECUNORM PROFI25

Easysafe →
SECUMAX EASYSAFE

Don't worry! You do not have to do without the product names you know so well in future too. A MARTEGO will always remain a MARTEGO, a PROFI, a PROFI and an EASYSAFE, an EASYSAFE. But we have now put a group name first before these individual names to make orientation easier for you. The quality and cutting performance are as good as always, but you will be able to allocate our products better in future.

OUR SAFETY CUTTERS
= ACTIVE ACCIDENT PREVENTION.

70%



For example: We were able to help a major international furniture chain to reduce the number of cut injuries by about 70% in just two years.

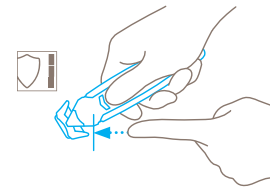


500

You protect your staff with MARTOR - and your expenditure budget. Because every day you don't work **saves you up to 500 euros.**

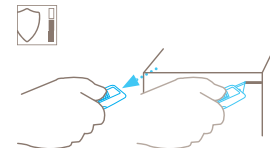
MORE SAFETY AT THE WORK PLACE.
OUR THREE SAFETY TECHNOLOGIES.

Safety technologies



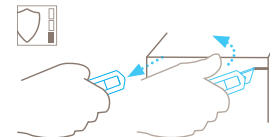
Concealed blade

The blade is not open, rather concealed, shielded from both people and goods alike. Giving you a maximum degree of safety from cut injuries whilst cleverly protecting your goods.



Fully automatic blade retraction

The intelligent cutting tool: as soon as the blade leaves the cutting material, it withdraws automatically into the handle - without you having to do anything. That's what we call "a very high degree of safety".



Automatic blade retraction


Thumbs up for a high degree of safety. As soon as you start cutting, let go of the slider. The blade will disappear into the handle the moment it loses contact with the material being cut.

Cutting without risks? That's somehow a contradiction. We have been motivated in the past years and decades to resolve this contradiction. In 1976 we brought the first TÜV-certified safety cutter in the world to the market, our PROFI. Our aim was to continuously improve what was already good. Fully automatic blade retraction followed automatic blade retraction. MARTOR was a pioneer here too. Our product range is now topped off with innumerable cutting tools with concealed blades, the highest safety level.

We have set standards with our TÜV-certified safety cutters that are essential for protection at work. Numerous patents prove our strength to innovate. For us, safe is just not safe enough. Based on our three safety technologies and according to your needs, we aim to develop the "ideal cutting solution". This also includes, amongst other features, to make the blade change as easy and safe as possible.

We increasingly focus on "user friendliness". The ambassadors are our new product - for even better ergonomics and a new modern design.



A young man with dark hair, wearing a bright yellow DHL t-shirt and white work gloves, is focused on opening a large cardboard box. He is using a small, blue-handled hand tool to cut the tape on the box. The background is a blurred warehouse or factory floor with yellow overhead structures and various items hanging in the distance.

IF YOU CAN RELY ON SAFETY, YOU CAN CONCENTRATE
EVEN BETTER ON YOUR WORK. MARTOR PRODUCTS ARE
USED IN MORE THAN 70 COUNTRIES. IN LARGE AND
SMALL COMPANIES.

MADE IN SOLINGEN.
MADE FOR YOU.

Worldwide, the term "Solingen" stands for quality and reliability. This applies to cutters and blades. "Made in Solingen" has been a recognised seal of quality for centuries. Just as it distinguishes the history of the MARTOR brand, we have been successful in being a part of Solingen's reputation. Today, we distribute products to more than 70 countries. We are represented by partner companies in more than 20 countries. Our local partners share our values. They not only supply their MARTOR customers and advise them in detail. They also provide us with ideas from all over the world, which we regularly integrate in our product innovations.

WWW.MARTOR.COM

Awards for our products:

Our quest for quality and sophisticated design has been honoured. But your satisfaction is an even greater accolade.



product
design
award

2010



reddot design award
honourable mention 2010

martor

From Solingen into the world. Our partners are based in Argentina, Australia, Belgium, Colombia, Czech Republic, France, Great Britain, Hong Kong, Hungary, Israel, Italy, Mexico, Poland, Russia, Singapore, Spain, South Korea, Sweden, Turkey, the Netherlands, USA.

TÜV Rheinland confirms:

MARTOR in Germany has a certified quality management system.



martor

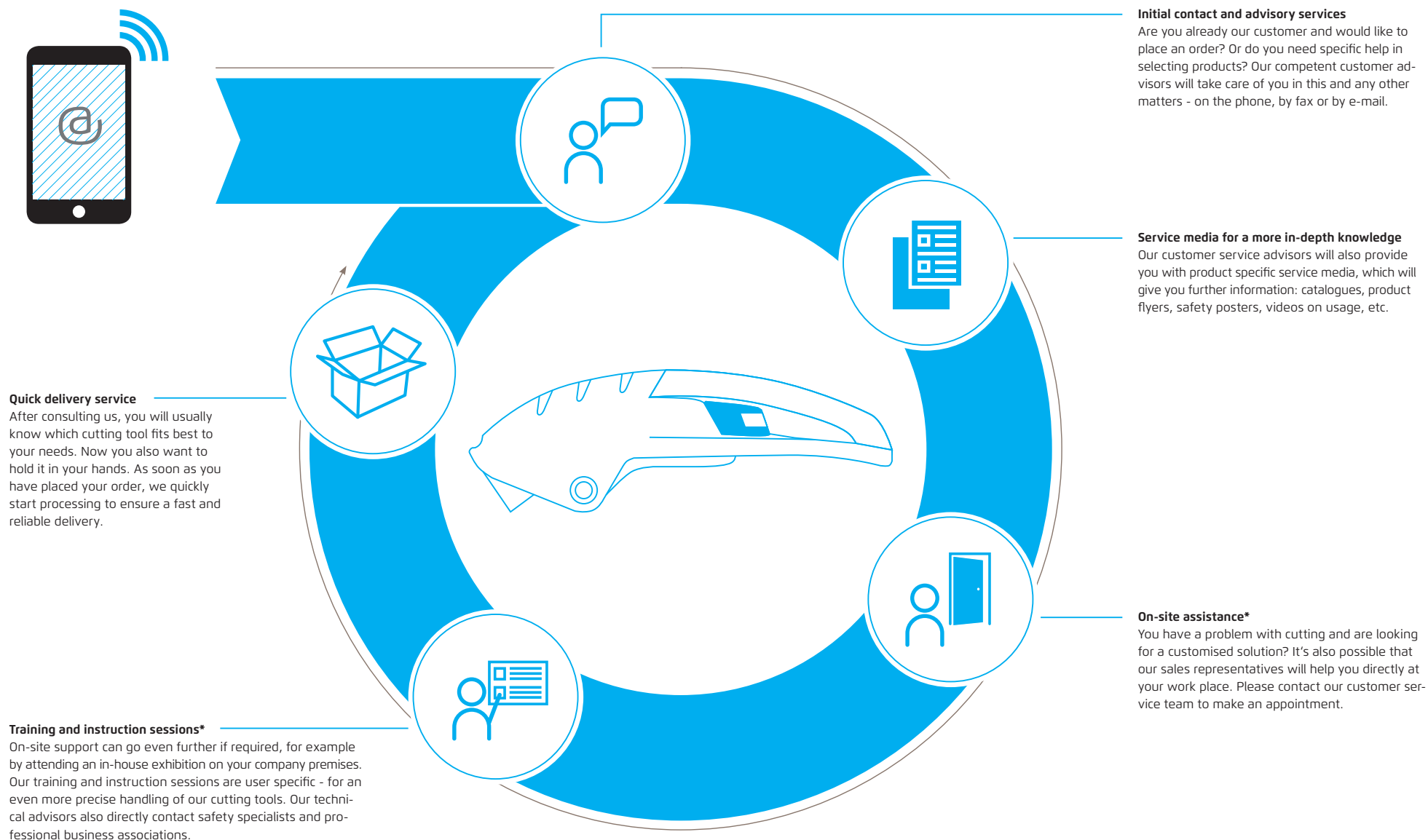
YOU WOULD LIKE TO BE ADVISED INDIVIDUALLY
IN PRODUCT SELECTION? CALL US - WE WOULD
BE GLAD TO PROVIDE RELIABLE HELP.



PHONE CALL, E-MAIL OR FAX.
AND EVERYTHING REVOLVES
AROUND YOUR WISHES.



Any further questions? Then please do not hesitate to contact our customer service team.



*only in some countries

OUR NEWEST PRODUCTS



SECUMAX 150

A cutter that can actually do everything: cutting, scraping, scratching - and much more on pages 78 - 79.



SECUMAX 350

A multi-talent like the SECUMAX 150, but with an innovative blade change feature. All information on pages 76 - 77.



SECUNORM 175

All that is good now even better: Discover the successor to the popular SECUNORM HANDYCUT on pages 62 - 63.



AVAILABLE
MID 2014

SECUNORM 380

The first safety cutter with a blade extension that goes far beyond 4 cm - and automatic blade retraction: starting on page 24.



SECUNORM MIZAR

Your introduction into the world of our user friendly double lock cutters. Experience it now on pages 60 - 61.



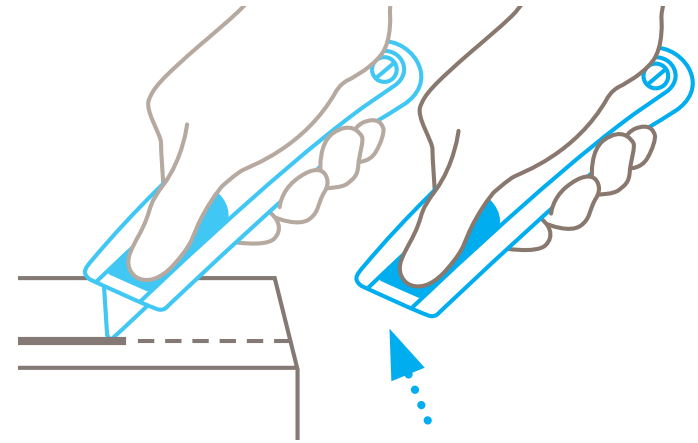
SECUPRO MERAK

SECUPRO MARTEGO's "little brother", with benefits such as fully automatic blade retraction: starting on page 52.

OUR PRODUCT RANGE IS LIKE A BIG FAMILY TO US. IT IS ALWAYS DIFFICULT TO PRAISE ONE PRODUCT. AN EXCEPTION: OUR INNOVATIONS. PLEASE PAY A BIT MORE ATTENTION TO THEM.

Fully automatic blade retraction

The intelligent cutting tool: as soon as the blade leaves the cutting material, it withdraws automatically into the handle - without you having to do anything. That's what we call "a very high degree of safety".



SECUPRO



Perfect handling
The advantages of the SECUPRO MARTEGO lie in your hands. The curved and lockable housing, the soft grip for better handling, the "pre-set" cutting edge; these three factors guarantee an ergonomic experience.



4-times usable blade
The Solingen quality blade, with its four sharp edges, can be rotated multiple times. It's worth it! In the meantime, a relatively small cutting depth protects your goods from unnecessary injury.



Change safely
When you do need to change the blade, you can do so without any additional tools. Here, the "pull" of the SECUPRO MARTEGO is revealed: the integrated magnet ensures that the blade cannot fall out.

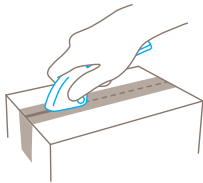
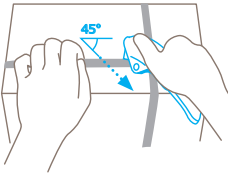
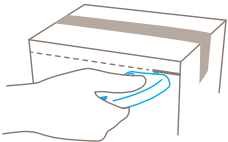


Everything under control
It's all about aluminium. The powder-coated metal body not only contributes to the SECUPRO MARTEGO's extraordinary design. It credits the cutter with extreme robustness and staying power.



Blade lock for extra protection
Your SECUPRO MARTEGO accompanies you on your job at every cut and turn? Glad to hear it. But always press the blue activator when you've finished cutting! This way the blade cannot make a surprise appearance.

Usage



For the highest demands.
A cutting tool in which function and design go hand in hand? Meet SECUPRO MARTEGO, our prize winning lockable cutter with fully automatic blade retraction. Get used to the word "very" in its presence: it's very safe, very robust, very ergonomic, very versatile, and made to very high standards. This cutter is not only suitable for both right and left-handed users, but also for those with larger hands.

PRODUCT FEATURES

Technical features



Main cutting materials



Fitted blade



NO. 92 0.40 mm

Optional blade



NO. 192 0.40 mm, stainless

» All blades from page 130 onwards.

PRODUCT DETAILS

Accessories

BELT HOLSTER



NO. 9829

» Further information from page 127 onwards.

Service



Certificates and awards





Ergonomic form
Whether with the right hand or the left hand: you will use the SECUPRO MERAK gladly and effectively. The cutter is shaped with ergonomics in mind, and the force required to activate and release the lever is appropriately minimal, even at high cutting frequencies.



4-times usable blade
One blade, four sharp edges. You clearly get more out of your blade; for times more in fact. Rotating the blade allows you to cut with a constant cutting force, all the way through your work day.



Safe blade change
You can change your blade without any additional tools, and without dismantling the SECUPRO MERAK. You have nothing to lose: an integrated magnet prevents the blade from falling out.

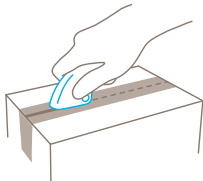
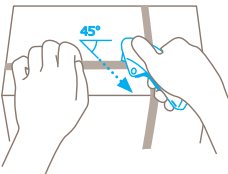
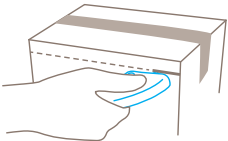


Light and stable
A particularly abrasion-resistant plastic has been used for the SECUPRO MERAK. Nevertheless, it has a comfortable weight. Your cutting arm is protected from fatigue, and your cutter from wear-and-tear.



Press for safety
You can prevent unintentional blade activity by activating the small blue blade lock. Simply press against the pictured lock to protect yourself from injury whenever your cutter is stationary.

Usage



Safety, comfort? Everything under (lockable) control!
The SECUPRO MERAK is our practical, lockable cutter with fully automatic blade retraction. With SECUPRO MARTEGO's "little brother" we have thought about one thing in particular: you. The lightweight and user friendly SECUPRO MERAK lets you work safely, with little risk of cutting exhaustion. And there's much more: thanks to a shallow cutting depth, your goods are also well protected. No matter what material you cut.

PRODUCT FEATURES

Technical features



Main cutting materials



Fitted blade



NO. 92 0.40 mm

Optional blade



NO. 192 0.40 mm, stainless

» All blades from page 130 onwards.

PRODUCT DETAILS

Accessories

BELT HOLSTER



NO. 9829

» Further information from page 127 onwards.

Service



Certificates and awards



SECUPRO MEGASAFE
NO. 116006



Robust handle
The body of our top quality SECUPRO MEGASAFE is 100% aluminium. And ultimately, 100% robust. You can master all manner of standard cutting materials with this cutter. Even multi-layered ones.



Change without opening
Blade change is easy and safe. Simply push down on the back end of the rocker device located on the top side of the cutter, and push the slider completely forward. The blade is ready for changing.



Perfect handling
The lightly rounded handle fits particularly well in your hand. Your thumb doesn't get a raw deal either: soft grip on the slider makes for a pleasant, slip-resistant resting pad.

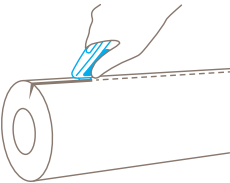
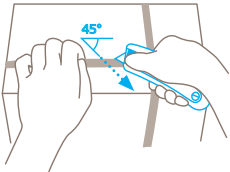
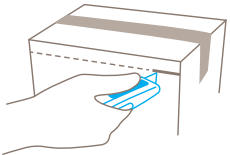


Double-sided slider
With the right hand? With the left hand? No need to ask this question! The SECUPRO MEGASAFE is fitted with a slider that's accessible from both sides. Choose for yourself!



Double-edged blade
Before you need to change the quality blade, you have the chance to turn it over once. Usage time of the blade is doubled and fatigue is held at bay: with a simple flip of the blade, your SECUPRO MEGASAFE will cut like new.

Usage



Quality that's visible.
You would like a safety cutter with a large blade extension? Or are you looking for a worthy replacement for either OPTISAFE or MAXISAFE? In both cases, the SECUPRO MEGASAFE is your top choice. Thanks to a cutting depth of up to 20 mm, this cutter doesn't shy away from a challenge. And no matter your task, safety is always guaranteed; the fully automatic blade retraction functions even when you decide to not fully extend the blade. Rounded blade tips round off the package.

PRODUCT FEATURES

Technical features




Main cutting materials



Fitted blade



Optional blade



» All blades from page 130 onwards.

PRODUCT DETAILS

Accessories



» Further information from page 127 onwards.

Service












Certificates and awards



SECUPRO MEGASAFE
NO. 116001












High quality, with a pointed-tip trapezoid blade.
This variant is also fitted with a 0.63 mm strong trapezoid blade. A pointed tip blade. The result: easier piercing, but also somewhat less protection.

| Fitted blade | Technical features | Main cutting materials |
|--|---|--|
|  NO. 99 0.63 mm » All blades from page 130 onwards. |  + 23 -+  20 |       |

NO. 116004












High quality, with a stainless steel trapezoid blade.
You would like your SECUPRO MEGASAFE with a stainless steel blade? Voila! Stainless steel means that you can also use the blade in a moist environment for longer periods without problems.

| Fitted blade | Technical features | Main cutting materials |
|--|---|---|
|  NO. 199 0.63 mm, stainless » All blades from page 130 onwards. |  + 23 -+  20 INOX |       |

NO. 116002



High quality, with a hooked blade.
This cutter has the body of all above mentioned variants, but is fitted with a 0.63 mm hooked blade. Ideal for cutting textiles, yarn, bands, carpets, foil and plastic strapping band.

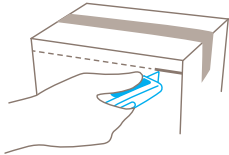
| Fitted blade | Technical features | Main cutting materials |
|--|---|--|
|  NO. 98 0.63 mm » All blades from page 130 onwards. |  + 20 -+  14 |       |

SECUPRO MEGASAFE
NO. 116003


Quality that's visible. With a more slender blade.
You would like a safety cutter with a large blade extension? Or are you looking for a worthy replacement for either OPTISAFE or MAXISAFE? In both cases, the SECUPRO MEGASAFE is your top choice. Thanks to a cutting depth of up to 20 mm, this cutter doesn't shy away from a challenge. And no matter your task, safety is always guaranteed; the fully automatic blade retraction functions even when you decide to not fully extend the blade.



Usage



PRODUCT DETAILS


| Accessories |
|---|
| BELT HOLSTER  NO. 9829 » Further information from page 127 onwards. |

Service





















Certificates and awards



| Fitted blade |
|---|
|  NO. 609 0.30 mm » All blades from page 130 onwards. |

PRODUCT FEATURES

| Technical features |
|--|
|             |
| Main cutting materials |
|       |



3-sided slider
With the right hand? With the left hand? From the top? Regardless of how you wish to activate the blade, SECUPRO MAXISAFE is totally flexible. Its 3-side slider allows for comfort-able, variable handling.



At the press of a button
Your two hands alone are enough to change the blade. And these short instructions: press the blade change button and swing open the handle. Push the blade carrier to the front and you can change the blade. It's that easy.



Metal guard
SECUPRO MAXISAFE is not afraid of a little friction. A metal abrasion protection shield, found on the underside of the knife head, works to prevent any general wear and tear as you cut your path through the day.

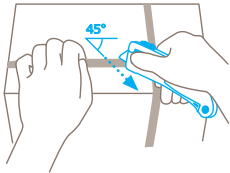
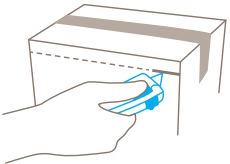


Double-edged blade
Don't change your blade the moment the tip turns blunt. Double the usage time of your blades and minimize wastage by always remembering to flip them over. Don't forget: there are two sides to every blade!



Small eyelet
No one likes to lose their tools. Especially not tools like the SECUPRO MAXISAFE. That's what the eyelet is for; to safely transport and/or tether your cutter.

Usage



The maximum in comfort. With a 3-side slider.
Are you often only satisfied with the maximum? That connects you to the SECUPRO MAXISAFE, our safety cutter with the fully automatic blade retraction. Thanks to its large blade extension it masters even 3-layer cardboard boxes - depending on the blade shape attached, but also all other materials such as carpets or foils, for example. It also provides the maximum comfort, whether you are right or left handed. Another special feature: the rounded off blade tip.

PRODUCT FEATURES

Technical features




Main cutting materials



Fitted blade



Optional blade



» All blades from page 130 onwards.

PRODUCT DETAILS

Accessories



» Further information from page 127 onwards.

Service












Certificates and awards



SECUPRO MAXISAFE
NO. 101899









The variants to the main product are shown here (see page 30).

With a triple-sided slider, metal cap and hook blade.
Also with a triple sided slider. This variant, too, provides you with a 0.63 mm strong trapezium blade. But it isn't rounded off. The result: easier piercing, but also somewhat less protection.

| Fitted blade | Technical features | Main cutting materials |
|---|--|--|
|  NO. 99 0.63 mm » All blades from page 130 onwards. |  18  17 |       |

NO. 101898

With a triple-sided slider, metal cap and pointed-tip trapezoid blade.
The same design with the above mentioned variants, but fitted with a 0.63 mm hooked blade. Ideal for cutting textiles, yarn, bands, carpets, foil and plastic hoops.

| Fitted blade | Technical features | Main cutting materials |
|---|--|--|
|  NO. 98 0.63 mm » All blades from page 130 onwards. |  15  10 |      |

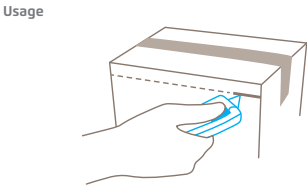
NO. 101199

With a double-sided slider and pointed-tip trapezoid blade.
The SECUPRO MAXISAFE with a double sided slider and a 0.63 mm strong trapezium blade. One slider less, but no less comfortable for right and left handers.


| Fitted blade | Technical features | Main cutting materials |
|---|--|--|
|  NO. 99 0.63 mm » All blades from page 130 onwards. |  19  17 |       |

SECUPRO MAXISAFE
NO. 101106

Perfect handling. With a double sided slider.
Are you often only satisfied with the maximum? That connects you to the SECUPRO MAXISAFE, our safety cutter with the fully automatic blade retraction. Thanks to its large blade extension it masters even 3-layer cardboard boxes - depending on the blade shape attached, but also all other materials such as carpets or foils, for example. It also provides the maximum comfort, whether you are right or left handed. Another special feature: the rounded off blade tip.



PRODUCT DETAILS











| Accessories |
|--|
| BELT HOLSTER  NO. 9829 » Further information from page 127 onwards. |

| Service |
|--|
|     |

| Certificates and awards |
|--|
|   |

| Fitted blade |
|---|
|  NO. 60099 0.63 mm |
| Optional blade |
|  NO. 99 0.63 mm NO. 199 0.63 mm, stainless  NO. 98 0.63 mm » All blades from page 130 onwards. |

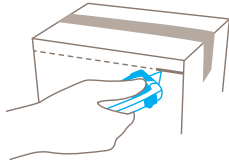
PRODUCT FEATURES

| Technical features |
|--|
|      17  16 |
| Main cutting materials |
|     |

SECUPRO MAXISAFE
NO. 101860

Maximum robustness. With a triple-sided slider.
Are you often only satisfied with the maximum? That connects you to the SECUPRO MAXISAFE, our safety cutter with the fully automatic blade retraction. Thanks to its large blade extension it masters even 3-layer cardboard boxes - depending on the blade shape attached, but also all other materials such as carpets or foils, for example. Its take up qualities also provide the maximum - thanks to the metal cap at the front, on the handle. Another special feature: the rounded off blade tip.

Usage



PRODUCT DETAILS

Accessories
BELT HOLSTER NO. 9829
» Further information from page 127 onwards.



Certificates and awards



Fitted blade
 NO. 60099
0.63 mm

Optional blade
 NO. 99
0.63 mm
NO. 199
0.63 mm, stainless

NO. 98
0.63 mm
» All blades from page 130 onwards.

PRODUCT FEATURES



Main cutting materials



SECUPRO MAXISAFE
NO. 101800

The variants to the main product are shown here (see page 34).



With a triple-sided slider, metal cap and pointed-tip trapezoid blade.
Also with a triple sided slider and metal cap. This variant too, provides you with a 0.63 mm strong trapezium blade. But it isn't rounded off. The result: easier piercing, but also somewhat less protection.

Fitted blade



NO. 99 0.63 mm
» All blades from page 130 onwards.

Technical features



Main cutting materials



NO. 101801



With a triple-sided slider, metal cap and hook blade.
The same design with the above mentioned variants, but fitted with a 0.63 mm hooked blade. Ideal for cutting textiles, yarn, bands, carpets, foil and plastic hoops.

Fitted blade



NO. 98 0.63 mm
» All blades from page 130 onwards.

Technical features



Main cutting materials



NO. 101906



With a double-sided slider, metal cap and rounded-tip trapezoid blade.
The SECUPRO MAXISAFE features a double-sided slider and a metal cap. And with its 0.63 mm thick, rounded-tip trapezoid blade, there's even more safety for you.

Fitted blade



NO. 60099 0.63 mm
» All blades from page 130 onwards.

Technical features

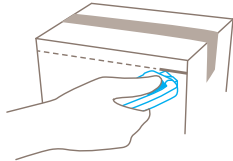


SECUPRO OPTISAFE
NO. 100145

In many ways the ideal solution.

Optimize your workplace with the SECUPRO OPTISAFE. With its 4-times usable blade and metal reinforced chin and you can be sure of durability and efficiency. This cutter, with its double-sided slider, is suitable for both left and right-handed users, while its general shape and size promotes ergonomic handling for all. And its relatively small cutting depth? Might not be suitable for cutting all types of materials, but is particularly capable of protecting your standard packaged goods.

Usage



PRODUCT DETAILS

Accessories

BELT HOLSTER NO. 9829

» Further information from page 127 onwards.

Service



Certificates and awards



Fitted blade

NO. 45
0.30 mm

Optional blade

NO. 145
0.30 mm, stainless

» All blades from page 130 onwards.

PRODUCT FEATURES

Technical features



Main cutting materials

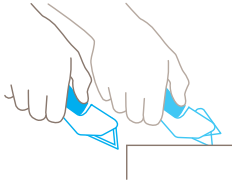


SECUPRO LEWIS
NO. 710000

Worried about cutting your fingers? Put a cap on your fears.

As you have surely already noticed, the SECUPRO LEWIS is different. But in a positive sense! Unlike with other cutters, the blade doesn't retract upon exiting the cutting material. Instead, a protective cap falls down in front of the blade, reliably shielding you from any sharpness. Even if you keep the slider pressed down. As an added bonus, the SECUPRO LEWIS allows you to choose between two cutting depths.

Usage



PRODUCT DETAILS

Accessories

USED BLADE CONTAINER NO. 9810

» Further information from page 127 onwards.

Service



Certificates and awards



Fitted blade

NO. 41
0.63 mm

» All blades from page 130 onwards.

PRODUCT FEATURES

Technical features



Main cutting materials



SECUPRO CUT-O-MATIC

NO. 438



80% of original size



Particularly robust
Something you will automatically recognize with the SECUPRO CUT-O-MATIC is that it's been designed to meet the highest demands. With its solidly built handle, and protective metal bracket, expect your cutting material to show this cutter respect.



Easy blade change
Blade change is so easy it won't bring you out of stride. Remove the screw at the front of the handle and swing back the protective bracket. Carefully take out the hook and replace it with a new one.



Firm grip
Even if you are wearing gloves, there is no slipping and wobbling involved with the SECUPRO CUT-O-MATIC. Its cleverly shaped, large handle fits perfectly in the hand. The protective cap which swings upwards when you cut has the secondary purpose of providing extra stability whilst cutting.

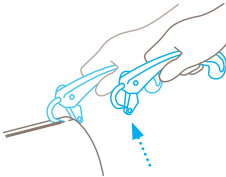
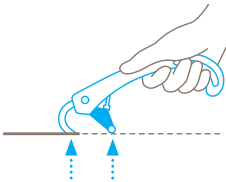
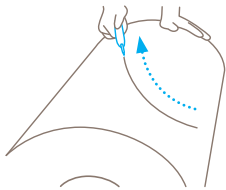


The right cut
You only cut where the hook bites. Your goods are thereby protected. The protective metal bracket automatically falls down into place the moment you slip. This is not only good for your goods, but good for you!



For right and left handers
Whether you are cutting, tearing or slabbing, the SECUPRO CUT-O-MATIC doesn't discriminate between right and left handers. So go ahead and be brave.

Usage



Safety, efficiency? It's all in the hook!

This cutter, with its paper tearing hook, is all about...you guess it: paper! You wish to slab back the remaining layers of paper, left on a roll? Or you need to remove damaged layers? Let the SECUPRO CUT-O-MATIC be the answer to your needs. Its polished hook is perfectly capable of tearing through strong paper types. As an additional plus, cutting depth can be set by accordingly manipulating the screw found on the underside of the cutter body.

PRODUCT FEATURES

Technical features



Main cutting materials




Fitted blade



NO. 753 8.00 mm

Optional blade



NO. 754 2.00 mm

» All blades from page 130 onwards.

PRODUCT DETAILS

Accessories



NO. 9810

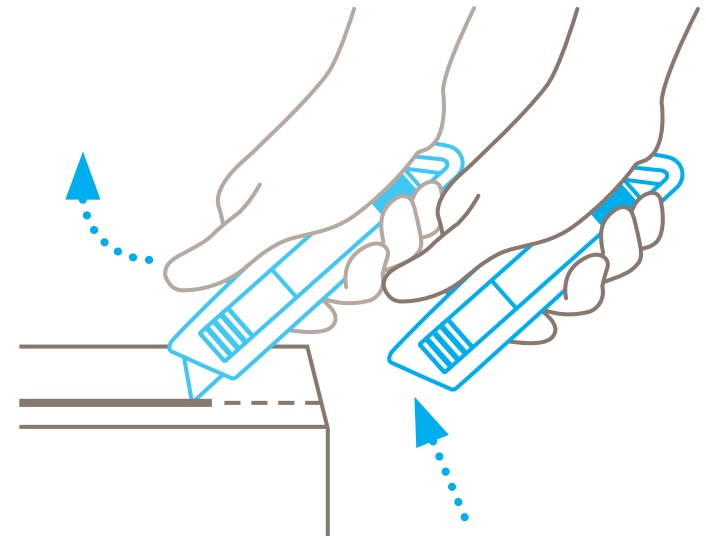
» Further information from page 127 onwards.

Service



Certificates and awards





Automatic blade retraction

Thumbs up for a high degree of safety. As soon as you start cutting, let go of the slider. The blade will disappear into the handle the moment it loses contact with the material being cut.

SECUNORM

SECUNORM PROFi25
NO. 120001



Robust handle
The plastic insert of the SECUNORM PROFi25 slots into a fully aluminium body. With its robust design, this cutter can cope with high cutting frequencies over an extended period of time.



Double-sided blade
Before you need to change the quality blade, you have the chance to turn it over once. Usage time of the blade is doubled and fatigue is held at bay: with a simple flip of the blade, your SECUNORM PROFi25 will cut like new again.

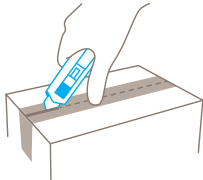
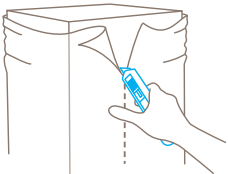
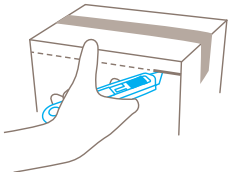


Tool-less blade change
Blade change is easy to understand. Easier still to perform. Simply push the plastic insert out of the handle and with care, either rotate or replace the blade.



For right and left handers
The SECUNORM PROFi25 is the right size for every hand. Yours too. If you are a left hander, simply turn the blade 180° and your cutting tool is ready to use.

Usage



Professional in every respect.
Our SECUNORM PROFi25 is aptly named. "Profi" because this cutter really does behave professionally. Whatever the situation, whatever the cutting material. The "25" is in reference to its impressive blade extension of 25 mm, with which even 3-ply cardboard can be conquered. And just like all other members of the PROFi family, SECUNORM PROFi25 features automatic blade retraction.

PRODUCT FEATURES

Technical features



Main cutting materials



Fitted blade



Optional blade



» All blades from page 130 onwards.

PRODUCT DETAILS

Accessories



» Further information from page 127 onwards.

Service



Certificates and awards



SECUNORM MULTISSET
NO. 118001



Flexible cutting depth
What does the SECUNORM MULTISSET have that others cutters don't? A locking screw with which you can adjust blade extension from between 5 and 24 mm, that's what! In other words, the SECUNORM MULTISSET can be easily and adapted to perfectly meet individual needs.



Abrasion resistant
The plastic insert of the SECUNORM MULTISSET slots into a fully aluminium body. With its robust body and replaceable insert, this cutter can cope with high cutting frequencies over an extended period of time.



Double-sided blade
Before you need to change the quality blade, you have the chance to turn it over once. Usage time of the blade is doubled and fatigue is held at bay: with a simple flip of the blade, your SECUNORM MULTISSET will cut like new again.

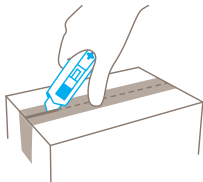
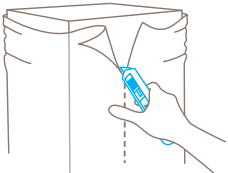
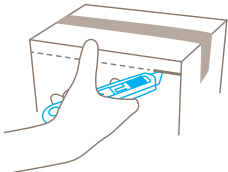


Tool-less blade change
Ready, set, blade change! Changing the SECUNORM MULTISSET blade is quickly done. Simply push the plastic insert out of the handle and either rotate or replace the blade.



For right and left handers
The SECUNORM MULTISSET is the right size for every hand. Yours too. If you are a left hander, simply turn the blade 180° and your cutting tool is ready to use.

Usage



Many cutting tools in one.
The SECUNORM MULTISSET is a respected member of our legendary PROFI family. It adopted the name "MULTISSET" due to of its unique property: a multi-'set-able' blade length. Ultimately, it's up to you to decide how long the blade should extend: 5, 9, 14, 19, 24 mm, the options are multiple. Depending on your needs, you can adjust the blade length. Your needs change? SECUNORM MULTISSET can change with you!

PRODUCT FEATURES

Technical features



Main cutting materials



Fitted blade



Optional blade



» All blades from page 130 onwards.

PRODUCT DETAILS

Accessories



» Further information from page 127 onwards.

Service



Certificates and awards






SECUNORM MULTISET
NO. 118006

The variants to the main product are shown here (see page 46).



Everything in one. With a rounded-tip trapezoid blade.
This variant, too, provides you with a 0.63 mm strong trapezium blade. But it is rounded off. The result: even more protection for you and your goods.

| Fitted blade | Technical features | Main cutting materials |
|--|---|---|
|  NO. 60099 0.63 mm » All blades from page 130 onwards. |  1 • 19 |  |

NO. 118002

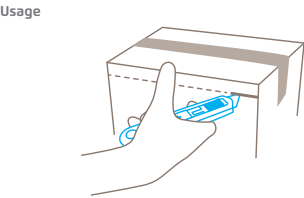


Everything in one. With a hook blade.
The same design with the above mentioned variants, but fitted with a 0.63 mm hooked blade. Ideal for cutting textiles, yarn, bands, carpets, foil and plastic hoops.






| Fitted blade | Technical features | Main cutting materials |
|---|---|--|
|  NO. 98 0.63 mm » All blades from page 130 onwards. |  1 • 18 |     |

SECUNORM MULTISET
NO. 118003

Many cutting tools in one. With a more slender blade.
The SECUNORM MULTISET is a respected member of our legendary PROFI family. It adopted the name "MULTISET" due to of its unique property: a multi-'set-able' blade length. Ultimately, it's up to you to decide how long the blade should extend: 5, 9, 14, 19, 24 mm, the options are multiple. Depending on your needs, you can adjust the blade length. Your needs change? SECUNORM MULTISET can change with you!




PRODUCT DETAILS













| |
|---|
| Accessories |
| BELT HOLSTER  NO. 9829 |
| » Further information from page 127 onwards. |
| Service |
|     |

Certificates and awards



| Fitted blade |
|---|
|  NO. 609 0.30 mm » All blades from page 130 onwards. |

PRODUCT FEATURES

| Technical features |
|--|
|         |
| Main cutting materials |
|     |

SECUNORM PROFI40
NO. 119001



Long, stable blade
What does this cutter have over a standard version? The SECUNORM PROFI40 houses a blade that distinguishes itself with its impartialness to snapping. Ideal for opening sacks and for cutting paper from the reel.



Abrasion resistant
The plastic insert of the SECUNORM PROFI40 slots into a fully aluminium body. With its robust design, this cutter can cope with high cutting frequencies over an extended period of time.

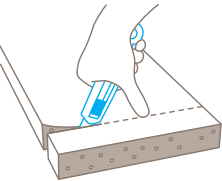
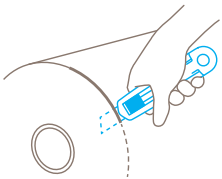
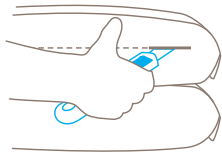


Tool-less blade change
Blade change is easy to understand. Easier still to perform. Simply push the plastic insert out of the handle and with care, replace the blade.



For right and left handers
The SECUNORM PROFI40 is the right size for every hand. Yours too. If you are a left hander, simply turn the blade 180° and your cutting tool is ready to use.

Usage



Deep cut. High quality.
Just like the other PROFI's, SECUNORM PROFI40 is a professional cutting tool. Particularly when it comes to cutting open all different types of sacks. Some cutting tasks demand a decent blade length. And for these tasks especially, SECUNORM PROFI40, with its 40 mm blade length is your answer. The cutter is robust, the blade resistant to breakage. If you are a left hander, turn the blade 180° and you're ready to cut!

PRODUCT FEATURES

Technical features



Main cutting materials



Fitted blade



Optional blade



» All blades from page 130 onwards.

PRODUCT DETAILS

Accessories

BELT HOLSTER  NO. 9829

» Further information from page 127 onwards.

Service



Certificates and awards



SECUNORM 380
NO. 380001

AVAILABLE
MID 2014



85% of original size




Long blade extension
With a blade extension of over 7.5 cm, the word "long" is somewhat an understatement. This cutter can be used to safely cut 4-ply cardboard, open sacks, separate paper sheets, slab rolls, carve building foam, slice polystyrene slabs...the list continues.



Tool-less blade change
To change the blade, simply follow the arrow. Pressing down on the small blade change activator releases the capping end of the cutter, allowing it to swing downwards, and ultimately allowing you to remove the blade carrier and blade.



Ergonomic handle
It goes without saying, the more ergonomic the handle, the easier it is to cut. The SECUNORM 380 with its curved shape, carefully positioned soft-grip and ribbed slider, is an ergonomic dream.

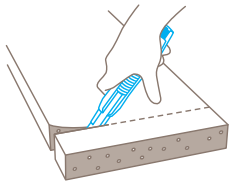
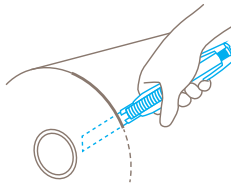
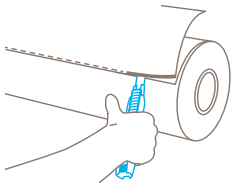


Particularly robust
The core of this cutter is a particularly stable and abrasion resistant metal rail. The body of the cutter is made from a high grade plastic, capable of fulfilling high expectations. The extremely flexible blade is also reliable.



For right and left handers
Right and left handed users alike can be charmed by the new SECUNORM 380. Turn the blade 180° according to your preference and to suit your needs. The eyelet at the end of the cutter is also great for whenever you want to attach your SECUNORM 380.

Usage



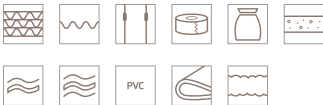
Our world debut. For special demands.
A long bladed safety cutter? This has been a contradiction of terms for a very long time. Until now. The new SECUNORM 380 is the first safety cutter worldwide featuring automatic blade retraction AND a blade extension length of well over 4 cm. If you are looking for a low risk alternative to the usual fixed blade cutter, here is your answer. As an additional safety feature, we've included a transportation lock, to disable any unintended blade activity.

PRODUCT FEATURES

Technical features



Main cutting materials



Fitted blade



Optional blade



» All blades from page 130 onwards.

PRODUCT DETAILS

Accessories



» Further information from page 127 onwards.

Service



SECUNORM PROFI LIGHT
NO. 123001



No abrasion
The SECUNORM PROFI LIGHT is made of a particularly abrasion resistant plastic. Stability and durability are the result of thoughtful design. Award winning design, as a matter of fact.



At the press of a button
Changing the blade is simple. Press the blade change button and pull the plastic inset out of the cutter body. Change the blade, job done!



Double-sided slider
With the right hand? With the left hand? There's no need to ask this question! The SECUNORM PROFI LIGHT is fitted with a slider that's accessible from both sides. Choose for yourself!

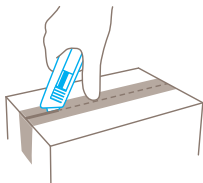
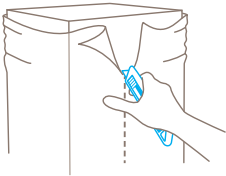
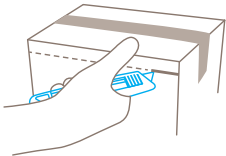


Ergonomically light
The SECUNORM PROFI LIGHT is ergonomically shaped, as are all members of the PROFI family. It is however the lightest of the group. With its 43 grams, this cutter is also ergonomically light, making high cutting frequencies easy.



Double-sided blade
Before you need to change the quality blade, you have the chance to turn it over once. Usage time of the blade is doubled and fatigue is held at bay: with a simple flip of the blade, your SECUNORM PROFI LIGHT will cut like new again.

Usage



The particularly light heavyweight.
The SECUNORM PROFI LIGHT is a PROFI off-spring. With its plastic body, it is lighter than the others by several grams. But as far as cutting ability is concerned, it's a heavyweight. You can use this cutter for almost all purposes. A relatively large blade length makes it suitable for cutting all common materials. For an indefinite number of cuts. And for special requirement, considering the handle can accommodate various types of blades.

PRODUCT FEATURES

Technical features




Main cutting materials



Fitted blade



Optional blade



» All blades from page 130 onwards.

PRODUCT DETAILS

Accessories



» Further information from page 127 onwards.

Service



Certificates and awards

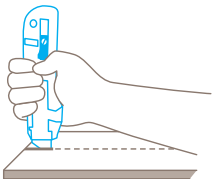


SECUNORM POWERCUT
NO. 02103



85% of original size

Usage



It's all in the name.
Glance at the SECUNORM POWERCUT and you'll know directly what it's made for: power cutting! This tool can be fitted with various different 0.63 mm thick blades, enabling you to fully benefit from its power, regardless of cutting task. To minimise the force output required from the user himself, the cutter is designed to fit in your fist in the most ergonomically way possible. This makes cutting noticeably easier.

PRODUCT FEATURES

Technical features



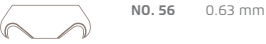
Main cutting materials



Fitted blade



Optional blade



» All blades from page 130 onwards.

PRODUCT DETAILS

Accessories



» Further information from page 127 onwards.

Service



Certificates and awards



For high performance
Why can you expect high performance from the SECUNORM POWERCUT? The design is massive, the plastic abrasion resistant, the handle ergonomic and reinforced with metal, that's why. It's guaranteed to be your best helper for all power cutting.



For right and left handers
The slider element is essentially fitted for right-handers. Nevertheless, SECUNORM POWER-CUT can be easily adapted to suit left handers. All you need to do is loosen the screw holding the slider in place, remove the slider, and re-affix it on the opposite side.



Double-sided blade
Before you need to change the quality blade, you have the chance to turn it over once. Usage time of the blade is doubled and fatigue is held at bay: with a simple flip of the blade, your SECUPRO POWERCUT will cut like new again.




Two blade thicknesses
Needless to say, the SECUNORM POWERCUT is fitted with a strong blade. Blade strength is of paramount importance when it comes to cutting rubber slabs, thick foils and multi-layered cardboard boxes. Choose between the 0.63 mm blade version and the 0.90 mm version.



Protected from explosions
Important fact! If your SECUNORM POWERCUT falls on to the floor, sparks will not fly. In certain industries – in the mining industry for example – this is not only regulation, but vital.

SECUNORM POWERCUT
NO. 02104

The variants to the main product are shown here (see page 56).










Impressively powerful. With 0.90 mm thick trapezoid blade.
This cutter has the body of the above mentioned variant, but fitted with an extra robust 0.90 mm thick trapezoid blade. Ideal for cutting particularly thick and robust materials (rubber, foil and cardboard, for example).

| Fitted blade | Technical features | Main cutting materials |
|---|--|--|
|  NO. 61329 0.90 mm » All blades from page 130 onwards. |   1+17 |    |

NO. 02101








Impressively powerful. With trapezoid blade and blade lock.
This SECUNORM POWERCUT version is fitted with a 0.63 mm thick trapezoid blade and features an additional blade lock. Attention: be aware that when you activate the lock, the blade will no longer automatically retract.

| Fitted blade | Technical features | Main cutting materials |
|--|---|--|
|  NO. 6132 0.63 mm » All blades from page 130 onwards. |    1+17 |    |

NO. 02102

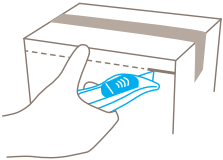


Impressively powerful. With 0.90 mm thick trapezoid blade and blade lock.
This SECUNORM POWERCUT version features an additional blade lock, and is fitted with a particularly robust 0.90 mm thick trapezoid blade. Attention: be aware that when you activate the lock, the blade will no longer automatically retract.

| Fitted blade | Technical features | Main cutting materials |
|---|---|--|
|  NO. 61329 0.90 mm » All blades from page 130 onwards. |    1+17 |    |

SECUNORM GENIAL
NO. 04152


Usage





A genteel cutter with a great shape.
Do you wear protective gloves at work? Are looking for a cutting tool that sits firmly and safely in a gloved hand? With a curved slider and an exceptionally ergonomic shape, the SECUNORM GENIAL is what you're looking for. Cut multi-layer cardboard boxes, foil, plastic strapping band, and much more, without your arm tiring and pace slowing. If you need, feel free to mount a hook blade.







PRODUCT DETAILS

| Accessories |
|---|
| BELT HOLSTER  NO. 9829 » Further information from page 127 onwards. |










| Service |
|--|
|     |

| Certificates and awards |
|--|
|   |

| Fitted blade |
|---|
|  NO. 5232 0.63 mm |

| Optional blade |
|---|
|  NO. 610 0.63 mm, stainless NO. 85233 0.63 mm, TiN  NO. 65232 0.63 mm  NO. 56 0.63 mm » All blades from page 130 onwards. |

PRODUCT FEATURES


| Technical features |
|---|
|      +20 -1 15 |
| Main cutting materials |
|     |

SECUNORM MIZAR

NO. 125001



Ergonomically shaped
Right-handed? Left-handed? It makes no difference with the SECUNORM MIZAR. Its ergonomically designed, lockable squeeze-grip comfortably fits all hands. Making cutting super easy. Regardless of the number of cuts you make per day.



Plastic with a content
A glass fiber content, to be precise. These fibers are what make the SECUNORM MIZAR super strong and super solid. The durability of this cutter is remarkable.



Easy blade change
No tools are needed to change the blade. Two hands can do the job. Move the 3-in-1 activator to position "blade change". Swing out the lever, flip the blade cover, replace the blade. Close the cover, store the lever, continue cutting!

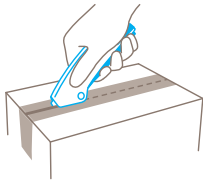
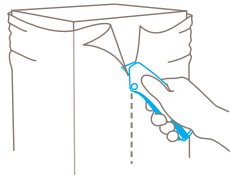
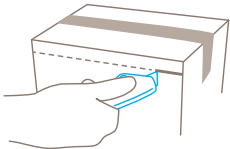


Multipurpose locking function
The SECUNORM MIZAR 3 in 1 activator is unique. Slide it to lock and unlock your cutting tool. And when necessary, move it to position 3 to safely change – or rotate – the blade.



Double-sided blade
Before you need to change the quality blade, you have the chance to turn it over once. Usage time of the blade is doubled and fatigue is held at bay: with a simple flip of the blade, your product will cut like new.

Usage



More leverage, more performance.
The slim-line SECUNORM MIZAR is your gateway into our world of quality squeeze cutters. Instead of a slider, a lever is responsible for releasing the blade. Squeeze and cut. Thanks to a relatively large cutting depth, you can use this cutter to cut all common cutting materials. Efficiently. Its slender, no-fuss form, simultaneously allows a wide variety of cutting styles.

PRODUCT FEATURES

Technical features



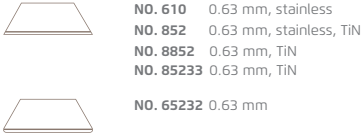
Main cutting materials



Fitted blade



Optional blade



» All blades from page 130 onwards.

PRODUCT DETAILS

Accessories

BELT HOLSTER NO. 9829

» Further information from page 127 onwards.

Service



Certificates and awards



SECUNORM 175
NO. 175001




4-times usable blade
Why do you benefit more from your blade? With its four sharp edges, it can be rotated four times. That's why. The result? Blade life is quadrupled and you stay sharp for longer.



Ergonomic handle
MARTOR wants to make your work easier for you, which is why we always have ergonomics in mind. With its small size and rounded off end, there's nothing uncomfortable about this cutter. A grooved slider offers grip for even better handling.



Easy blade change
Once again we've improved blade change. Simply press against the blade change logo and pull to open the handle. The slider automatically folds up, revealing the blade. Rotate or change and continue cutting.

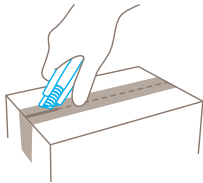
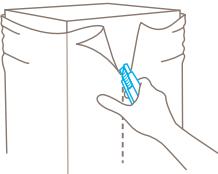
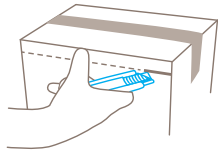


Double-sided slider
The SECUNORM 175 is user friendly in the best sense of the word. And with its double sided slider, it is suitable for both right and left handed users. No modification required.



Practical eyelet
A cutting tool as handy as the SECUNORM 175 fits in your pocket. Mostly! To make your cutter even more available, you can pull a strap through the eyelet. And hang it around your wrist, for example.

Usage



Surprisingly comfortable, incredibly capable.
Those who like cutting with the SECUNORM HANDYCUT will definitely be won over by our new SECUNORM 175. With the SECUNORM 175, we've taken all the good features of our popular little cardboard cutter...and made them even better. Blade change, for example, is incredibly easy here. With its ergonomic form and a fresh design, the SECUNORM 175 is a versatile, straight forward, compact pocket-rocket.

PRODUCT FEATURES

Technical features



Main cutting materials



Fitted blade



Optional blade



» All blades from page 130 onwards.

PRODUCT DETAILS

Accessories



» Further information from page 127 onwards.

Service



Certificates and awards




SECUNORM HANDY
NO. 445



4-times usable blade
Why do you benefit more from your blade? With its four sharp edges, it can be rotated four times. That's why. The result? Blade life is quadrupled and you stay sharp for longer.



Double-sided slider
With the right hand? With the left hand? It's all the same. We have fitted the SECUNORM HANDY with a slider that is accessible from both sides. Now that's handy!



Small, but robust
Don't take this cutter at face value. It is small, but it is tough. The plastic insert sits snug within a coated metal handle. Light and compact, the SECUNORM HANDY will guide you through thick and thin, long term.

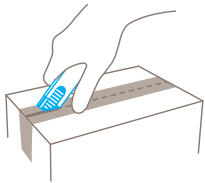
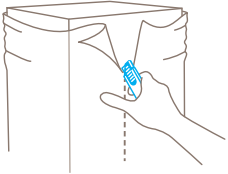
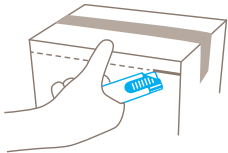


Handy format
The SECUNORM HANDY can slip into every pocket. For times when it's not in use. When in use, you will appreciate its lightness and size. Ribbing on the slider is a grippy-bonus.



Tool-less blade change
Changing the blade is simple. And tool-less. Simply pull the plastic inset out of the cutter body. Rotate or change the blade, replace the insert, job done!

Usage



A classic, in pocket form.
The SECUNORM HANDY is compact, but don't be fooled! Being handy doesn't mean it's quaint. This is a cutting tool with "bite" and all the qualities required for the job. Compact yet versatile, lightweight but extremely handy, the SECUNORM HANDY is suitable for a variety of cutting applications. High frequency cutting is no problem.

PRODUCT FEATURES

Technical features



Main cutting materials



Fitted blade



Optional blade



» All blades from page 130 onwards.

PRODUCT DETAILS

Accessories



» Further information from page 127 onwards.

Service



Certificates and awards



SECUNORM HANDY
NO. 444



65% of original size

The variants to the main product are shown here (see page 64).

Small and handy. With a stainless steel body.
This product is almost identical to the one featured above, the only difference is an unpainted, stainless steel body.

Fitted blade



NO. 45 0.30 mm

» All blades from page 130 onwards.

Technical features



NO. 1444



65% of original size

Small and handy. With a stainless steel body and a stainless steel blade.
This version takes it one step further. The uncoated stainless steel body is coupled with a stainless steel blade. Stainless steel enables you to use the cutter in a moist environment, for a longer time period, without experiencing problems.

Fitted blade



NO. 145 0.30 mm, stainless

» All blades from page 130 onwards.

Technical features

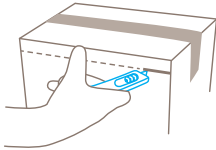


SECUNORM SMARTCUT
NO. 110000

Yes, a cutting tool can be this SMART.
Make one cut with this knife and you'll know immediately why it's called a SMART cut. Its light and compact shape is SMART. The fact that it is suitable for almost all types of cutting material is SMART. Automatic blade retraction in such a small housing is SMART. Its immense popularity as an attractive commercial cutter definitely proves its SMARTness.



Usage



PRODUCT DETAILS

Accessories

USED BLADE CONTAINER  NO. 9810
» Further information from page 127 onwards.

Service



Certificates and awards



Fitted blade

» Please note: the blade is moulded into the body of the cutter and cannot be changed. Blade thickness 0.63 mm

PRODUCT FEATURES

Technical features



Main cutting materials

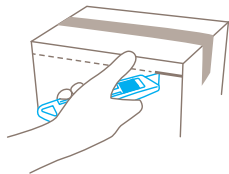


SECUNORM PROFI
NO. 07152

A classic. For right handed users.

Do you sometimes wonder why we've never bothered to update our SECUNORM PROFI? It is, after all four decades old! Well to be honest, it's never been necessary. Yesterday's pioneer is today's classic. A timeless shape, a robust form, a versatile ability: what more could you want? The "forefather" of all of our TÜV-certified safety cutters, the SECUNORM PROFI features automatic blade retraction and has therewith protected generations of users.

Usage



PRODUCT DETAILS

Accessories

BELT HOLSTER  NO. 9829

» Further information from page 127 onwards.

Service




Certificates and awards



Fitted blade

 NO. 5232
0.63 mm

Optional blade

 NO. 610
0.63 mm, stainless
NO. 8852
0.63 mm, TiN

 NO. 65232
0.63 mm

» All blades from page 130 onwards.

PRODUCT FEATURES

Technical features



Main cutting materials

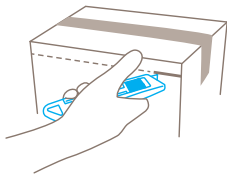


SECUNORM PROFI
NO. 07105

A classic for right handed users. With a short blade.

The SECUNORM PROFI is the "great grandfather" of all our TÜV-certified safety cutters. Once upon a time it was a pioneer. Today it is a classic. The SECUNORM PROFI with a smaller cutting depth is available for both left and right handers. But why the smaller cutting depth? With less blade, you can better protect your goods. Depending on which PROFI variant you choose, your cutting depth will be limited to 5, 7, 9, 10, 12 or 14 mm. The SECUNORM PROFI shown here features a 5 mm slider.

Usage



PRODUCT DETAILS

Accessories

BELT HOLSTER  NO. 9829

» Further information from page 127 onwards.

Service




Certificates and awards



Fitted blade

 NO. 5232
0.63 mm

Optional blade

 NO. 610
0.63 mm, stainless
NO. 8852
0.63 mm, TiN

 NO. 65232
0.63 mm

» All blades from page 130 onwards.

PRODUCT FEATURES

Technical features



Main cutting materials

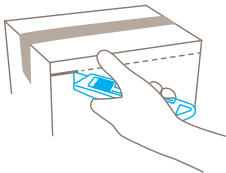


SECUNORM PROFI
NO. 07252

A classic. For left handed users.

Do you sometimes wonder why we've never bothered to update our SECUNORM PROFI? It is, after all four decades old! Well to be honest, it's never been necessary. Yesterday's pioneer is today's classic. A timeless shape, a robust form, a versatile ability: what more could you want? The "forefather" of all of our TÜV-certified safety cutters, the SECUNORM PROFI features automatic blade retraction and has therewith protected generations of users.

Usage



PRODUCT DETAILS

Accessories

BELT HOLSTER  NO. 9829

» Further information from page 127 onwards.

Service




Certificates and awards



Fitted blade

 NO. 5232
0.63 mm

Optional blade

 NO. 610
0.63 mm, stainless
NO. 8852
0.63 mm, TiN

 NO. 65232
0.63 mm

» All blades from page 130 onwards.

PRODUCT FEATURES

Technical features



Main cutting materials

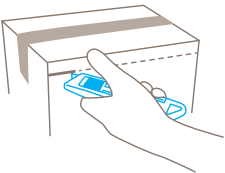


SECUNORM PROFI
NO. 07205

A classic for left handed users. With a short blade.

The SECUNORM PROFI is the "great grandfather" of all our TÜV-certified safety cutters. Once upon a time it was a pioneer. Today it is a classic. The SECUNORM PROFI with a smaller cutting depth is available for both left and right handers. But why the smaller cutting depth? With less blade, you can better protect your goods. Depending on which PROFI variant you choose, your cutting depth will be limited to 5, 7, 9, 10, 12 or 14 mm. The SECUNORM PROFI shown here features a 5 mm slider.

Usage



PRODUCT DETAILS

Accessories

BELT HOLSTER  NO. 9829

» Further information from page 127 onwards.

Service




Certificates and awards



Fitted blade

 NO. 5232
0.63 mm

Optional blade

 NO. 610
0.63 mm, stainless
NO. 8852
0.63 mm, TiN

 NO. 65232
0.63 mm

» All blades from page 130 onwards.

PRODUCT FEATURES

Technical features



Main cutting materials

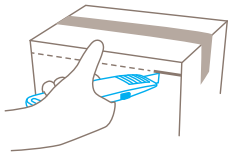


SECUNORM MULTISAFE
NO. 08152

Simply Heavy Metal.

The SECUNORM MULTISAFE is an “evergreen”. Or “everblack”, to be exact. Its excellent durability is thanks to its uncomplicated, robust design. With its notable blade extension, you can cut all standard materials. Should you have any particular requirements, you can re-fit the SECUNORM MULTISAFE with one of our many optional blades.

Usage



PRODUCT DETAILS

Accessories

BELT HOLSTER  NO. 9829

» Further information from page 127 onwards.

Service






Certificates and awards



Fitted blade

 NO. 5232
0.63 mm

Optional blade

 NO. 610
0.63 mm, stainless
NO. 54045
0.45 mm
 NO. 65232
0.63 mm
 NO. 56
0.63 mm
» All blades from page 130 onwards.

PRODUCT FEATURES

Technical features



Main cutting materials

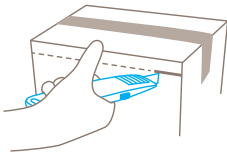


SECUNORM REGELSAFE
NO. 14152

Completely metal. Completely reliable.

The SECUNORM REGELSAFE is nothing less than its “heavy brother”, the SECUNORM MULTISAFE. It is just made of a lighter aluminium. The lighter weight knife ensures lower fatigue during frequent cutting throughout the shift. The slender and robust safety cutter is also suitable for all the usual cutting materials. This is also because the dimensions of the blade extension are so generous.

Usage



PRODUCT DETAILS

Accessories

BELT HOLSTER  NO. 9829

» Further information from page 127 onwards.

Service






Certificates and awards



Fitted blade

 NO. 5232
0.63 mm

Optional blade

 NO. 610
0.63 mm, stainless
NO. 54045
0.45 mm
 NO. 65232
0.63 mm
 NO. 56
0.63 mm
» All blades from page 130 onwards.

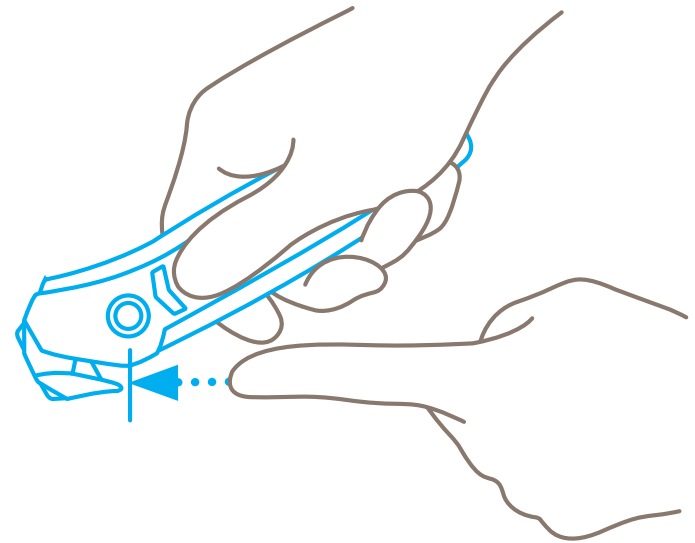
PRODUCT FEATURES

Technical features



Main cutting materials





Concealed blade

The blade is not open, rather concealed, shielded from both people and goods alike. Giving you a maximum degree of safety from cut injuries whilst cleverly protecting your goods.

SECUMAX

SECUMAX 350
NO. 350001



2-in-1 blade head
Double function, doubly useful: with two cutting edges and two tape splitters, this multifunctional blade head exceeds itself. Before you need to change the blade, flip it over once to use the second side.



Concealed blade
The SECUMAX 350 is a smart cutter. It's fitted with an double-sided over-moulded blade, the noses are the perfect length to protect. The two cutting edges are wide enough to safely and effortlessly cut 2-ply cardboard.



Spare blade in storage
Blade change is easily and safely executed. Look for the arrow and follow its lead. Open the blue inner side of the cutter to reveal the spare blade. The mounted blade will simultaneously unlatch.

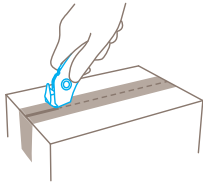
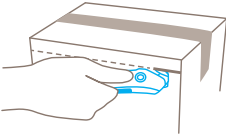
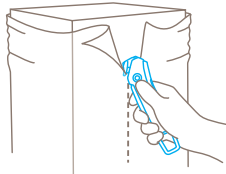


Light and easy
A cutting heavyweight, but with only 37 grams, this cutter is rather lightweight... Meaning that even high cutting frequencies won't weigh you down. There's no need to stress when handling the blade either: a plastic jacket protects your fingers.



Ergonomically shaped
Right handed or left handed? It's really all the same. The SECUMAX 350 fits perfectly in any hand. Gently arching outer edges, coupled with suitably located soft grip and light ribbing make for an ergonomic experience.

Usage



More fun while you work? Try it out.
The new SECUMAX 350 is a combination of versatility, comfort and safety. The highest degree of safety. Featuring an innovative blade change, this cutter is multi-talented. It can be used to cut all standard materials, from foil to plastic-strapping, from paper to and double-ply cardboard. It splits adhesive tape easily too. And what's more, it is so comfortable to hold that you won't want to put it down.

PRODUCT FEATURES

Technical features



Main cutting materials



Fitted blade



NO. 3550 0,30 mm

» All blades from page 130 onwards.

PRODUCT DETAILS

Accessories

BELT HOLSTER  NO. 9829

» Further information from page 127 onwards.

Service



Certificates and awards



SECUMAX 150
NO. 150001



3-in-1 blade head
The SECUMAX 150 fits like a glove. It's so comfortable to hold that it feels like an extension of your hand. With it you can cut cardboard, split tape, open plastic strapping...you can even scrape residue off surfaces.



Concealed blade
This safety knife doesn't need a sharp tip to be a smart cutter. The cutting head is flat and relatively small, the two noses on either side are the perfect length to protect, and both cutting edges are wide enough to safely and effortlessly cut 2-ply cardboard.



Clever guide surfaces
Another reason why the SECUMAX 150 can cut through cardboard so easily? The guide surfaces located right at the front of the cutter help you to cut on an angle. Angled cutting means less material resistance!

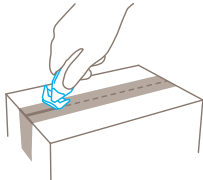
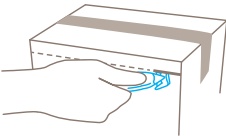
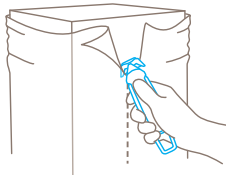


No blade change
The SECUMAX 150 is a disposable cutter. The blade can neither become lost nor injure you during blade change. You won't change the blade! When the time has come, simply drop the cutter into a sharps container.



Ergonomically shaped
Right handed? Left handed? It's really all the same. The SECUMAX 150 fits perfectly in any hand. Gently arching outer edges, coupled with light ribbing and a low weight, ensure an ergonomic experience.

Usage



Full points in three regards.

SECUMAX 150 resolves several issues in one. With its concealed blade, you will never have to worry about injuring either yourself or your goods. Thanks to its versatility, you only need the one tool to cut, scrape and split. And with its 24 grams and ergonomic design, the SECUMAX 150 won't weigh you down with fatigue after a day of cutting. In short: it is the cutting tool you have waited for.

PRODUCT FEATURES

Technical features



Main cutting materials



Fitted blade

» Please note: the blade is moulded into the body of the cutter and cannot be changed.
Blade thickness 0.30 mm

PRODUCT DETAILS

Accessories

BELT HOLSTER  NO. 9829

» Further information from page 127 onwards.

Service



Certificates and awards





85% of original size



For people and goods
The concealed blade provides reliable protection to you and your goods. And your company? It benefits too, naturally. Productivity is high when everything goes smoothly.



4-times usable blade
Why do you benefit more from your blade? With its four sharp edges, it can be rotated four times. That's why. The result? Blade life is quadrupled and you stay sharp for longer.



Ergonomic handle
Your cutting tool never leaves your hand? Then it's all the more importance that is as comfortable as possible, and causes as little fatigue as possible. The ergonomic handle is designed with you in mind.

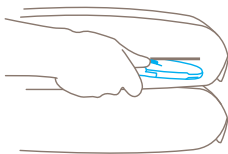
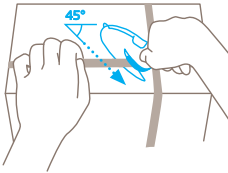
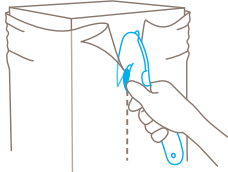


Lockable blade
This cutter is lockable. With a specially shaped key, you can lock – and thereby prohibit – blade change. This is a particularly interesting feature for all conscientious work places.



For packaging tape
You might be wondering what the small metal place on the top side of the SECUMAX EASYSAFE does... Try it out! Set the plate against the tape of a taped box, apply enough pressure to piece the tape, and slice!

Usage



It's all easy. It's all safe.
The SECUMAX EASYSAFE is multi-talented. The prominent and pointed nose of the cutting tool easily pierces plastic sacks and foil wrapped pallets. The concealed blade a Solinger blade at that – easily cuts the sacks and foil. An integrated plastic 'material-guide' makes cutting thin foil and paper sheets easier; even individual layers won't jam. And leather, safety belt and plastic strapping? No problem for the concealed blade!

PRODUCT FEATURES

Technical features



Main cutting materials



Fitted blade



Optional blade



» All blades from page 130 onwards.

PRODUCT DETAILS

Accessories

EASYSAFE LOCKING KEY NO. 9890

» Further information from page 127 onwards.

Service



Certificates and awards





Safety first
The concealed blade protects you and your goods. The long, rounded nose guides you as you cut. All in all, cutting with the SECUMAX COMBI is a safe and precise event.



4-times usable blade
Increase the time of the blade by being sure to use all four sharp corners, one after another. In this way, you can minimize costs while ensuring your cutter performs consistently.



Ergonomic handle
Handle every job with ease! The ergonomically shaped handle of the SECUMAX COMBI helps you to work quickly and effectively.

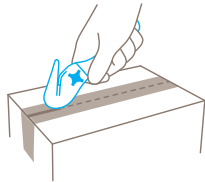
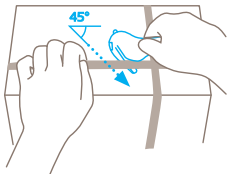
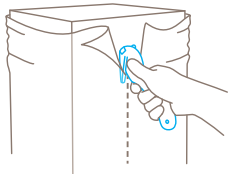


Tool-less blade change
When the time comes, you can change your blade easily and safely. Manually loosen the screw holding the blade cover shut, open the cover and take out the blade. Rotate or replace to the blade, and continue cutting.



For packaging tape
The SECUMAX COMBI is a cutting tool with many excellent properties, including the ability to effortlessly split adhesive tape. Use the integrated small metal plate located at the head of the tool for best results.

Usage



Combines performance with safety.
The SECUMAX COMBI is our best weapon for defeating all types of packaging foil. Stretch foil, shrink foil or wrapping foil? Thick or thin? Anything you need to cut. And the concealed blade means it can come neither close to you nor your goods. This is what we call "maximum safety". Besides from foil, you can cut plastic strapping band, leather and with the right blade, even safety belt.

PRODUCT FEATURES


Technical features



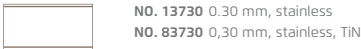
Main cutting materials



Fitted blade



Optional blade



» All blades from page 130 onwards.

PRODUCT DETAILS

Accessories



» Further information from page 127 onwards.

Service



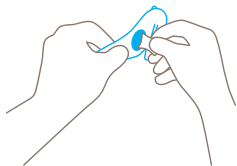
Certificates and awards



SECUMAX COMBI
NO. 109237


Combines performance with even more safety.
The SECUMAX COMBI is our best weapon for defeating all types of packaging foil. Stretch foil, shrink foil or wrapping foil? Thick or thin? Anything you need to cut. And the concealed blade means it can come neither close to you nor your goods. This is what we call "maximum safety". Besides from foil, you can cut plastic strapping band, leather and with the right blade, even safety belt. Blade changing is also extremely safe, thanks to a safety screw that allows only key-holders to change the blade.

Usage






PRODUCT DETAILS

Accessories

COMBI LOCKING KEY  **NO. 9855**

» Further information from page 127 onwards.

Service







  




Certificates and awards







PRODUCT FEATURES

Technical features

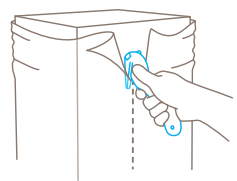
Main cutting materials

SECUMAX COMBI
NO. 109437


Combines performance with safety. With a thinner blade.
The SECUMAX COMBI is our best weapon for all types of packaging foil. Stretch foil, shrink foil or wrapping foil? No problem! Just make sure the cutting material is not too thick. The concealed blade provides protection to both you and your goods, and a small metal plate located at the head of the tool is perfect for splitting tape. For when you want to give your blade a breather.

Usage






PRODUCT DETAILS

Accessories

BELT HOLSTER  **NO. 9829**

» Further information from page 127 onwards.

Service







  




Certificates and awards





PRODUCT FEATURES

Technical features

Main cutting materials

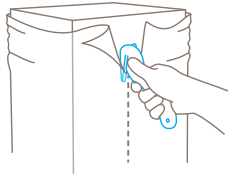
 

SECUMAX NOVEX
NO. 539

Wide blade access. Wide range.

You need a strong tool to cut strong packaging foil. The SECUMAX NOVEX is strong. And safe. Its concealed blade ensures maximum user safety. Similar to the SECUMAX FOLEX but with a wider throat, this cutter can handle thicker materials. Plastic strapping band, leather, and even safety belt for example, are no obstacle for the SECUMAX NOVEX.

Usage



90% of original size

PRODUCT DETAILS

Accessories

BELT HOLSTER NO. 9829

» Further information from page 127 onwards.

Service



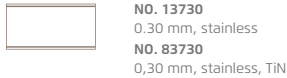
Certificates and awards



Fitted blade



Optional blade



» All blades from page 130 onwards.

PRODUCT FEATURES

Technical features



Main cutting materials

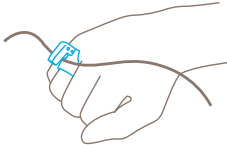


SECUMAX RING KNIFE MDP
NO. 307

Small, but nevertheless detectable.

Work with a cutting tool and at the same time keep both hands free? Surely not possible you say. But it is! The SECUMAX RING KNIFE is worn on the top side of your finger. It can be used to cut foil, yarn, thread and much much more. And if you drop it or lose it anytime, don't worry: it's made of a metal detectable plastic. Detectability minimises the risk of your cutter landing in your production line.

Usage



PRODUCT DETAILS

Accessories

ACRYLIC TEST CARD SET NO. 9900

» Further information from page 127 onwards.

Service



Fitted blade

» Please note: the blade is moulded into the body of the cutter and cannot be changed.
Blade thickness 0.30 mm

PRODUCT FEATURES

Technical features

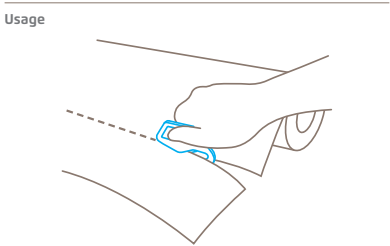


Main cutting materials




SECUMAX POLYCUT
NO. 85000

Pokes its nose into everything.
The SECUMAX POLYCUT is another of our small, plastic disposable cutters. Not to be overlooked, this cutter is a proud member of our product range. Its extra-long and pointed nose makes it very special indeed. Try using it to open a letter. Or to cut foil bridging a narrow channel. The SECUMAX POLYCUT makes tasks such as these a breeze. That this tool is comfortable to use goes without saying.





PRODUCT DETAILS

Accessories

MATADOR  NO. 104000

» Please note: the blade is moulded into the body of the cutter and cannot be changed.

Service







Fitted blade

» Please note: the blade is moulded into the body of the cutter and cannot be changed.





Blade thickness 0.30 mm

PRODUCT FEATURES

Technical features

Main cutting materials







   

SECUMAX POLYPICK
NO. 469






PRODUCT FEATURES

Technical features

Main cutting materials

Fitted blade

» Please note: the blade is moulded into the body of the cutter and cannot be changed.

Blade thickness 0.30 mm

Cut foil? Easy-peasy.
With a width of 3 mm, the SECUMAX POLYPICK it is somewhat thicker, and thereby more stable, than most of our other disposable foil cutters. It can be used to open shrink-wrapped pallets, for example. With its relatively long and very pointed nose, piercing material is no problem.

PRODUCT DETAILS


Accessories

MATADOR  NO. 104000

» Further information from page 127 onwards.

Usage


SECUMAX PLASTICUT
NO. 3469



Doesn't rest. Doesn't rust.
This flexible cutter is best suited for cutting thin foil and paper. It's 2.5 mm thick body easily fits into the grooves between car panels, making it perfect for cutting news car free of their protective foil. The blade is stainless steel, the cutting edge TiN coated. Two holes in the body allow for later attachment of an additional fitting.

PRODUCT FEATURES

Technical features

Main cutting materials

Fitted blade

» Please note: the blade is moulded into the body of the cutter and cannot be changed.

Blade thickness 0.30 mm

PRODUCT DETAILS

Accessories

MATADOR  NO. 104000

» Further information from page 127 onwards.

Usage

SECUMAX PLASTICUT
NO. 102000

The variants to the main product are shown here (see page 89).



75% of original size

Rust free. With finger protection.
The SECUMAX PLASTICUT with a FINGER PROTECTION BRACKET, a meaningful complement from our range of accessories. For a better grip when cutting and even more protection.

Fitted blade

» Please note: the blade is moulded into the body of the cutter and cannot be changed.

NO. 102001



40% of original size

Rust free. With MATADOR handle.
This SECUMAX PLASTICUT is fitted with the MATADOR handle, a sensible addition from our range of accessories. For even better handling: minimise fatigue by relocating load from fingers to hand.

Fitted blade

» Please note: the blade is moulded into the body of the cutter and cannot be changed.

Technical features



NO. 102002



40% of original size

Rust free. With finger protection and MATADOR handle.
The "fully equipped" SECUMAX PLASTICUT comes with both FINGER PROTECTION BRACKET and the MATADOR handle. This cutter-combination offers maximum protection alongside maximum handling.

Fitted blade

» Please note: the blade is moulded into the body of the cutter and cannot be changed.

Technical features

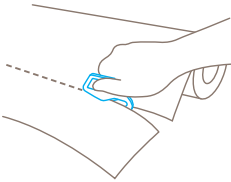


SECUMAX CARDY
NO. 1469

Very slender. Extremely nimble.
The SECUMAX CARDY is another of our nimble paper and foil cutters. Its compact shape allows for curved cutting: its short nose won't annoy. Its 2.5 mm wall thickness makes it particularly slender, and thereby agile. You can guide this cutter through very thin slots - particularly when cutting foil. This feature is especially appreciated in the automobile industry.



Usage



PRODUCT DETAILS

Accessories

MATADOR NO. 104000

» Further information from page 127 onwards.

Service



Fitted blade

» Please note: the blade is moulded into the body of the cutter and cannot be changed.
Blade thickness 0.30 mm

PRODUCT FEATURES

Technical features



Main cutting materials



SECUMAX CARDYCUT
NO. 7469



Ventures where others won't.
With stainless steel blade.
Funnily enough, the SECUMAX CARDYCUT bears striking resemblance to the two materials it best likes to cut: thin paper and foil. With a wall thickness of a miniscule 2 mm, this cutter is one of our most slender. It is also extremely flexible. You can reach places with the SECUMAX CARDYCUT that other cutters just won't dream of going.

| PRODUCT FEATURES | | | PRODUCT DETAILS | |
|---|--|--|--|--|
| Technical features | | | Accessories | |
| | | | MATADOR NO. 104000 | |
| | | | » Further information from page 127 onwards. | |
| Main cutting materials | | | Usage | |
| | | | | |
| Fitted blade | | | | |
| » Please note: the blade is moulded into the body of the cutter and cannot be changed. Blade thickness 0.30 mm | | | | |

SECUMAX CARDYCUT
NO. 5469



Some clear advantages.
With stainless steel blade.
Funnily enough, the SECUMAX CARDYCUT bears striking resemblance to the two materials it best likes to cut: thin paper and foil. With a wall thickness of a miniscule 2 mm, this cutter is one of our most slender. It is also extremely flexible. You can reach places with the SECUMAX CARDYCUT that other cutters just won't dream of going.

| PRODUCT FEATURES | | | PRODUCT DETAILS | |
|---|--|--|--|--|
| Technical features | | | Accessories | |
| | | | MATADOR NO. 104000 | |
| | | | » Further information from page 127 onwards. | |
| Main cutting materials | | | Usage | |
| | | | | |
| Fitted blade | | | | |
| » Please note: the blade is moulded into the body of the cutter and cannot be changed. Blade thickness 0.30 mm | | | | |


SECUMAX TRENNEX
NO. 62000



Slices anything that's soft.
The SECUMAX TRENNEX is a disposable cutter made of a stable plastic. It'll efficiently cut an array of different materials, but does prefer to work with those of a softer substance. Foam, pipe insulations, perforated foil and coarsely meshed textiles are all materials the SECUMAX TRENNEX loves to cut.

| PRODUCT FEATURES | | | PRODUCT DETAILS | |
|---|--|--|--|--|
| Technical features | | | Accessories | |
| | | | MATADOR NO. 104000 | |
| | | | » Further information from page 127 onwards. | |
| Main cutting materials | | | Usage | |
| | | | | |
| Fitted blade | | | | |
| » Please note: the blade is moulded into the body of the cutter and cannot be changed. Blade thickness 0.30 mm | | | | |

SECUMAX NOVICUT
NO. 29000



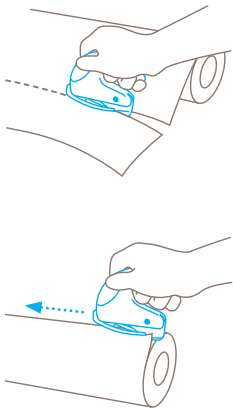
Soft material. Hard worker.
If you could verbalise you wishes, perhaps they'd go something like this... "A cutting tool for foam and pipe insulation. Disposable would be great. With the highest degree of safety." If you agree, please meet the SECUMAX NOVICUT. The blade is concealed, but its channel is wide. Making this cutter perfect for cutting thick, soft materials.

| PRODUCT FEATURES | | | PRODUCT DETAILS | |
|---|--|--|--|--|
| Technical features | | | Accessories | |
| | | | MATADOR NO. 104000 | |
| | | | » Further information from page 127 onwards. | |
| Main cutting materials | | | Usage | |
| | | | | |
| Fitted blade | | | | |
| » Please note: the blade is moulded into the body of the cutter and cannot be changed. Blade thickness 0.30 mm | | | | |

SECUMAX OPTICUT
NO. 437



Usage



**Slides over the material.
And right through the middle.**
You are looking for a foil and foam cutter that effortlessly cuts harder and stronger foil? One that's not afraid of stubborn foam? You have found the best possible solution with the SECUMAX OPTICUT. Its Teflon-coated, metal foot makes it both extremely abrasion resistant and easy to slide. Glide with jamless ease through whatever material you want to cut. Ideal for clean, precise cuts.

PRODUCT FEATURES


Technical features



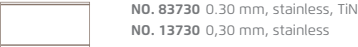
Main cutting materials



Fitted blade



Optional blade



» All blades from page 130 onwards.

PRODUCT DETAILS

Accessories



» Further information from page 127 onwards.

Service



Certificates and awards



4-times usable blade
Before you need to change your blade, you have the option of rotating it multiple times. Four times to be precise. In this way, you can get so much more out of your blade. Practical for you, favourable for your company!




Work ergonomically
It's easy to work ergonomically with the SECUMAX OPTICUT. Your fingers will be delighted with the sizable grip, your thumb with the additional curving at the front of the handle. Glide cutting couldn't be more comfortable.



Cut clean
Whether cutting foam or foil, the bendable plastic material-guide reliably stops material jamming in front of the blade. The same guide simultaneously protects your fingers from blade contact.



Extremely robust
The glide foot, made of Teflon-coated metal, is both durable and robust. The foot and the similarly robust handle are firmly screwed together; you will be sure to enjoy your cutting tool for an extended period of time.



Easy blade change
Blade change is performed using the small, rotating bracket found on the cutter side. Swing, press and release the guide foot. The blade is housed within the foot. Replace or rotate the blade before pushing everything back into place.

SECUMAX OPTICUT
NO. 436

The variants to the main product are shown here (see page 94).

The Glider – for “pull” cutting.
This version of the SECUMAX OPTICUT features a reversed glide foot, and a material-guide with integrated side-protectors. Safety is heightened.

Fitted blade



NO. 37040 0.40 mm
» All blades from page 130 onwards.

60% of original size

NO. 435

The glider with side guards - for “pull” cutting.
With this variant you will also be cutting under tension. The additional side protection supports the plastic spring in shielding the blade - and once again increases your safety.

Fitted blade



NO. 37040 0.40 mm
» All blades from page 130 onwards.

60% of original size

NO. 434

The Glider – for “push” cutting.
With the nose of the glide-foot pointing forwards, this version of the SECUMAX OPTICUT is for pushing. Integrated side protectors make for an even safer cutting experience.

Fitted blade

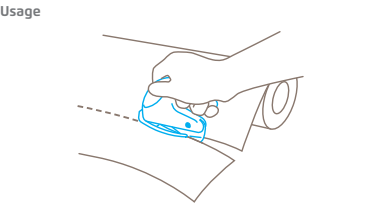


NO. 37040 0.40 mm
» All blades from page 130 onwards.

60% of original size

SECUMAX OPTICUT
NO. 433

The Glider. With a short metal base.
You are looking for a foil and foam cutter that effortlessly cuts harder and stronger foil? One that’s not afraid of stubborn foam? You have found the best possible solution with the SECUMAX OPTICUT. Its Teflon-coated, metal foot makes it both extremely abrasion resistant and easy to slide. Glide with jamless ease through whatever material you want to cut. Ideal for clean, precise cuts.



PRODUCT DETAILS


Accessories

USED BLADE CONTAINER  NO. 9810
» Further information from page 127 onwards.

Service




Fitted blade



NO. 37040 0.40 mm



Optional blade




NO. 83730 0.30 mm, stainless, TIN
NO. 13730 0,30 mm, rostfrei
» All blades from page 130 onwards.

PRODUCT FEATURES

Technical features



Main cutting materials

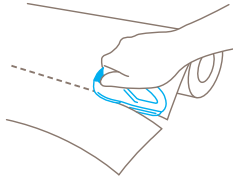


SECUMAX SNITTY
NO. 43037

A well rounded cutter. For paper and foil.

A paper and foil cutter that guides the cutting material itself? Met the SECUMAX SNITTY. Its integrated plastic material-guide guides thin material in the direction of the blade, smoothing out bumps and preventing jamming. As with the similarly designed SECUMAX COUPPY, the blade lays at a 45° degree angle to the cutting material. An optimal angle of easy cutting.

Usage



PRODUCT DETAILS

Accessories

USED BLADE CONTAINER NO. 9810

» Further information from page 127 onwards.

Service



Fitted blade

NO. 37020
0.20 mm

Optional blade

NO. 83715
0.15 mm, stainless, TiN
NO. 83730
0.30 mm, stainless, TiN

» All blades from page 130 onwards.

PRODUCT FEATURES

Technical features



Main cutting materials

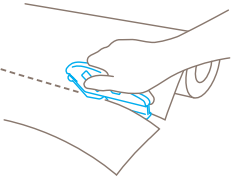


SECUMAX MOBILEX
NO. 45137

Adjustable cutting depth. You choose!

Paper, foil, foam? Not a problem at all! But wait, there's more! The SECUMAX MOBILEX is the only safety cutter with a concealed blade and an adjustable cutting depth. Make blade access larger or smaller by setting the in-built cutting depth adjuster. Set a depth as low as 1 mm, or as great as 10 mm. It all depends on your requirements and the size of the material you need to cut.

Usage



PRODUCT DETAILS

Accessories

USED BLADE CONTAINER NO. 9810

» Further information from page 127 onwards.

Service



Fitted blade

NO. 37020
0.20 mm

Optional blade

NO. 83715
0.15 mm, stainless, TiN
NO. 83730
0.30 mm, stainless, TiN

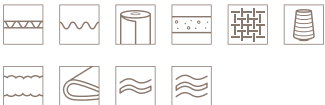
» All blades from page 130 onwards.

PRODUCT FEATURES

Technical features



Main cutting materials



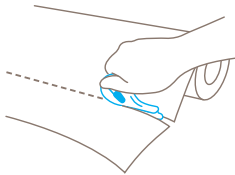
SECUMAX COUPPY
NO. 43136

Make way for the specialist.

An expert in cutting flat paper and plastic sheets? You've found it in the handy SECUMAX COUPPY. Its concealed blade lies at a 45 degree angle to the cutting material. An optimal angle for easy cutting. A flat, clean base allows the safety cutter to slide smoothly. The cleverly rounded head of the cutter intuitively guides the cutting material towards the blade.



Usage



PRODUCT DETAILS

Accessories

USED BLADE CONTAINER NO. 9810

» Further information from page 127 onwards.

Service



Fitted blade

NO. 36020
0.20 mm

Optional blade

NO. 13615
0.15 mm, stainless
NO. 83615
0.15 mm, stainless, TiN
NO. 83630
0.30 mm, stainless, TiN

» All blades from page 130 onwards.

PRODUCT FEATURES

Technical features



Main cutting materials




SECUMAX ZEPHER
NO. 336

Up to 40 in one sweep.

The SECUMAX ZEPHER stands out, in every respect. Due to its size, its design, and the way its is used. What other cutter can cut up to 40 layers of plastic foil at once? Or paper layered to a similar thickness? The wedge shaped metal cutting foot makes it so easy to cut into a roll of material. And easy to keep the cut rolling. The blade is concealed for your protection.



Usage



70% of original size

PRODUCT DETAILS

Accessories

USED BLADE CONTAINER NO. 9810

» Further information from page 127 onwards.

Service



Fitted blade

NO. 694
0.55 mm

» All blades from page 130 onwards.

PRODUCT FEATURES

Technical features



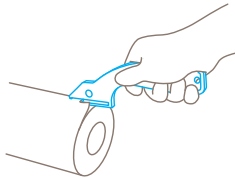
Main cutting materials



SECUMAX SHEETING CUTTER NO. 335

Confidently cuts through the layers.
Designed for the purpose of cutting back top layers from paper and foil rolls, the SECUMAX SHEETING CUTTER is aptly named. And with its strong profile, ergonomic shape and concealed blade, it lives up to its calling. Unlike the SECUMAX ZEPHER, you can cut only a few layers at a time. But because the head is so narrow, it follows the blade easily through the material, making cutting efficient.

Usage



90% of original size

PRODUCT DETAILS

Accessories

USED BLADE CONTAINER NO. 9810
» Further information from page 127 onwards.

Service



Fitted blade

NO. 693
0.40 mm
» All blades from page 130 onwards.



PRODUCT FEATURES

Technical features



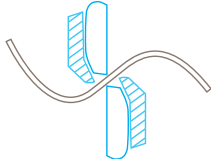
Main cutting materials



SECUMAX SAFE-T-GUARD NO. 222

Cut without cutting yourself.
Scissors that are both sharp and safe?! The only pair of scissors in our product range are exactly this: super sharp and very safe. The two shearing edges of the SECUMAX SAFE-T-GUARD are protected with a pliable plastic. Cut all thin and flexible materials, such as paper, foil, cord, textile, without any risk of cutting yourself. Also important: rounded shear ends work to keep you safe from accidental stabbing.

Usage



PRODUCT DETAILS

Accessories

BELT HOLSTER NO. 9829
» Further information from page 127 onwards.

Service



Certificates and awards



PRODUCT FEATURES

Technical features



Main cutting materials



Our cutting tools are not only suitable for daily use in the work place. They can be invaluable in situations that we don't come across every day. Traffic accidents, for example: our concealed-blade SOS cutters can assist in cutting safety belts and removing clothing.

SOS CUTTER

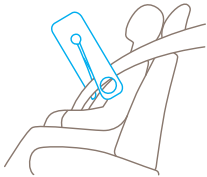
SECUMAX SOS-CUTTER

NO. 537

At your side in an emergency.

Safety belts are important for survival. They can however be a hindrance in the aftermath of an accident. They can trap injured people in dangerous situations. The SECUMAX SOS-CUTTER provides the perfect solution. You can use it to reliably cut through any safety belt, whether as a doctor, paramedic or accident witness. The safety cutter is also suitable for cutting through clothing, which in some cases also has to be removed.

Usage



PRODUCT DETAILS

Fitted blade

» Please note: the blade is moulded into the body of the cutter and cannot be changed.
Blade thickness 0.30 mm

Service



PRODUCT FEATURES

Technical features



Main cutting materials



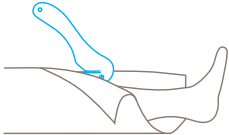
SECUMAX RUCK-ZUCK SOS

NO. 55337

Cut quick. Help fast.

The SECUMAX RUCK-ZUCK is not only a reliable helper in the workplace; it can be useful in many different situations. For example, it can be used to provide first aid in the event of a car accident. It'll cut swiftly through seatbelts, allowing you to free trapped victims. It'll cut open clothing, allowing you to quickly deal with injuries. To be prepared, make sure this cutting tool, in its accompanying case, is always at your side. And in your car.

Usage



PRODUCT DETAILS

Accessories

BELT HOLSTER  NO. 9829

» Further information from page 127 onwards.

Service



Certificates and awards



Fitted blade



NO. 37040
0.40 mm

Optional blade



NO. 13730
0.30 mm, stainless
NO. 83730
0,30 mm, stainless, TIN

» All blades from page 130 onwards.

PRODUCT FEATURES

Technical features



Main cutting materials

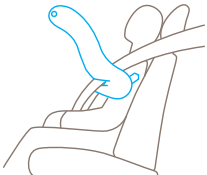


SECUMAX SALVEX SOS
NO. 538

First-aid cutter and hammer in one.

In the event of an accident, it's paramount that you react quickly and calmly. An intuitively operable first-aid cutter with multiple uses can be a lifesaving tool. Use the SECUMAX SALVEX to smash the side-window of a crumpled car. Use the concealed blade to cut through seat belts and other trapping materials, and finally, to quickly open clothing. Being able to help is a great thing!

Usage



90% of original size

PRODUCT DETAILS

Accessories
BELT HOLSTER NO. 9829
» Further information from page 127 onwards.



Certificates and awards



Fitted blade
NO. 37040
0.40 mm
Optional blade
NO. 13730
0.30 mm, stainless
NO. 83730
0,30 mm, stainless, TiN
» All blades from page 130 onwards.

PRODUCT FEATURES

Technical features
Main cutting materials



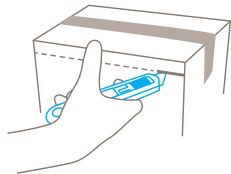
Foreign bodies in a production process? Scary thought. In a food or medication production process? Even more alarming. We're sure you want to prevent this from happening. We recommend the use of our metal detectable safety cutters to minimise the risks involved with manual cutting work.

MDP CUTTER

SECUNORM PROFI25 MDP
NO. 120700

For all cuts. In specific workplaces.
Our SECUNORM PROFI25 is aptly named. “Profi” because this cutter really does behave professionally. Whatever the situation, whatever the cutting material. The “25” is in reference to its impressive blade extension of 25 mm, with which even 3-ply cardboard can be cut. And finally, the “MDP” tag means that all plastic parts of this cutter can be detected by a metal detector.

Usage



PRODUCT DETAILS

Accessories
BELT HOLSTER NO. 9829
» Further information from page 127 onwards.



Certificates and awards



Fitted blade
NO. 199
0.63 mm, stainless
» All blades from page 130 onwards.



PRODUCT FEATURES



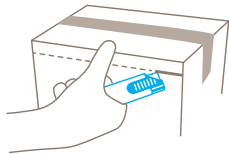
Main cutting materials



SECUNORM HANDY MDP
NO. 447

Handy classic. Metal detectable.
Don't be deceived by the compactness of this cutter. The SECUNORM HANDY MDP might be small, but it sure can cut. It's a cutting tool with “bite” and all the qualities required for the job. The MDP version is your first choice if you're coming from either the food or medicine industry. All plastic parts are made from a metal detectable plastic. Coupled with a stainless steel blade, there are no risks with the SECUNORM HANDY MDP.

Usage



PRODUCT DETAILS

Accessories
USED BLADE CONTAINER NO. 9810
» Further information from page 127 onwards.



Certificates and awards



Fitted blade
NO. 145
0.30 mm, stainless
» All blades from page 130 onwards.



PRODUCT FEATURES



Main cutting materials



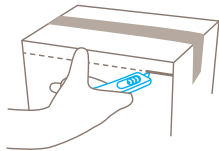
SECUNORM SMARTCUT MDP
NO. 110700

Clever at cutting. Not clever at hiding.

Make one cut with this knife and you'll know immediately why it's called a SMART cut. Its light and compact shape is SMART. The fact that it is suitable for almost all types of cutting material is SMART. What's also smart, is that you can use it in sensitive industries without thinking twice. Because its plastic handle is metal detectable and it has a stainless steel blade. Good to know, isn't it?



Usage



PRODUCT DETAILS

Accessories

ACRYLIC TEST
CARD SET



NO. 9900

Service



Certificates and awards



PRODUCT FEATURES

Fitted blade

» Please note: the blade is moulded into the body of the cutter and cannot be changed. Blade thickness 0.30 mm

Technical features



Main cutting materials

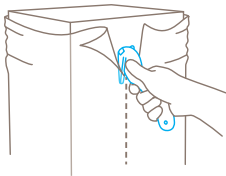


SECUMAX COMBI MDP
NO. 109737

Ideal for foil. And sensitive industries.

The SECUMAX COMBI is a cutting tool with many excellent properties. The stainless steel MDP version in particular. Within the food industry in particular, metal detectable safety cutters are a welcomed and increasingly stipulated invention. But even outside of the food industry, this cutter is ideal. Particularly for cutting stretch and shrink foil for example. With a thicker blade, you can also cut leather and plastic strapping band with ease.

Usage



PRODUCT DETAILS

Accessories

BELT HOLSTER NO. 9829

» Further information from page 127 onwards.

Service



Certificates and awards



PRODUCT FEATURES

Technical features



Main cutting materials

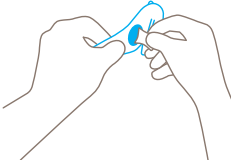


SECUMAX COMBI MDP
NO. 109777

Additional protection. Thanks to the safety lock.

The SECUMAX COMBI is a cutting tool with many excellent properties. The stainless steel MDP version in particular. Within the food industry in particular, metal detectable safety cutters are a welcomed and increasingly stipulated invention. But even outside of the food industry, this cutter is ideal. Particularly for cutting stretch and shrink foil for example. With a thicker blade, you can also cut leather and plastic strapping band with ease. The safety lock is perfect for controlling blade change.

Usage



PRODUCT DETAILS

Accessories

COMBI LOCKING KEY NO. 9855

» Further information from page 127 onwards.

Service



Certificates and awards



PRODUCT FEATURES

Technical features



Main cutting materials



SECUMAX POLYCUT MDP

NO. 85007



Long nose. Detectable body.
 The SECUMAX POLYCUT is one of our small, plastic disposable cutters. Its extra-long and pointed nose makes it very special indeed. Try using it to open a letter. Or to cut foil. The SECUMAX POLYCUT makes tasks such as these a breeze. This version is made of a metal detectable plastic, which means the possibility of it landing in your production line is low. Very low.

PRODUCT FEATURES

Technical features

MDP

3

Main cutting materials

Fitted blade

» Please note: the blade is moulded into the body of the cutter and cannot be changed.

Blade thickness 0.30 mm

Usage

PRODUCT DETAILS

Accessories

ACRYLIC TEST CARD SET NO. 9900

» Further information from page 127 onwards.

SECUMAX RING KNIFE MDP

NO. 307

Small, but nevertheless detectable.
 With this ring on your finger, you can cut foil, yarn, thread and much, much more. If you do happen to misplace it, don't fret. The SECUMAX RING KNIFE MDP is made of a superior metal detectable plastic; the likelihood of your ring landing in your production line is very, very low.

PRODUCT FEATURES

Technical features

MDP

6

Main cutting materials

Fitted blade

» Please note: the blade is moulded into the body of the cutter and cannot be changed.

Blade thickness 0.30 mm

Usage

PRODUCT DETAILS

Accessories

ACRYLIC TEST CARD SET NO. 9900

» Further information from page 127 onwards.

ACRYLIC TEST CARD SET

NO. 9900

The fitness test for your metal detector.
 You can check the sensitivity of your metal detector to MARTOR's MDP plastic by using our acrylic test cards. The MDP TEST CARD SET ACRYL consists of five cards. Each card houses a small MDP plastic ball, ranging in size from 2.5 to 8 mm in diameter. The acrylic cards are especially stable and durable.

» Further information from page 127 onwards.

BUSINESS CARD TEST CARD SET

NO. 9910

Simulate external bodies. Increase safety.
 There are five cards with different plastic balls in the MDP TEST CARD SET - between 2.5 mm and 8 mm in size. You can reliably test the effectiveness of your metal detectors using the "Business card". The difference between this and the acrylic card is that it is welded into a polythene bag and cannot be re-used so frequently.

» Further information from page 127 onwards.

118

[martor](#)

[martor](#)

119

Accessories are your little assistants. In the best sense of the word. Our accessories can assist you to safely store your cutting tool. To even better protect your fingers. Or to dispose of your used blades in the best possible way.

ACCESSORIES

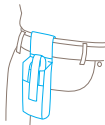
BELT HOLSTER
NO. 9829



50% of original size


When your cutter needs a break.
A belt holster is an ideal place to stow your safety cutter. You can attach this BELT HOLSTER either directly to your belt, or to your clothing using a clip. In this way, you can keep your cutting tool close to your side at all times.

Usage



» Further information from page 127 onwards.

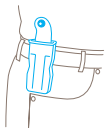
HOLSTER
NO. 9843



85% of original size


For our wider cutting tools.
Your cutting tool will feel comfortable in this 'no-fuss' plastic HOLSTER. Attach it to your belt, or with a clip to your jeans pocket. This large black HOLSTER is suitable for storing the SECUPRO cutters MAXISAFE, OPTISAFE, PROSAFE and LEWIS, as well as the SECUNORM GENIAL.

Usage



» Further information from page 127 onwards.

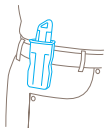
HOLSTER
NO. 9842



90% of original size

For our more slender cutting tools.
This blue plastic HOLSTER is just like the black version, only smaller. Use it to safely store and transport SECUNORM cutters MULTISAFE, MULTISET, PROFi, PROFi LIGHT, PROFi25 and PROFi40. With this holster on your hip, your cutter will always be within grasping range.

Usage



» Further information from page 127 onwards.

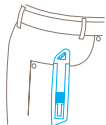
POCKET CLIP
NO. 9853



125% of original size

SECUNORM PROFi's little partner.
The pocket clip fits all right handed SECUNORM PROFi cutters. Just push the clip through the eyelet at the end of the handle. Use it to attach your cutter to your trouser pocket, for example.

Usage



» Further information from page 127 onwards.

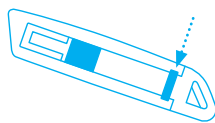
SAFETY DEVICE
NO. 9800



250% of original size

Blade change? Only the qualified.
You can attach a U-shaped safety device to all SECUNORM PROFi cutters to prohibit blade change. When in place, the safety device can only be removed by leverage with a tool. The device works by disabling retraction of the plastic insert. Effectively hindering unqualified access to the blade.

Usage



» Further information from page 127 onwards.

EASYSAFE LOCKING KEY
NO. 9890



200% of original size


To lock your SECUMAX EASYSAFE.
You can lock the blade change of your SECUMAX EASYSAFE using this accessory. Locking blade change has no influence of blade performance. It simply enables blade change to be controlled by giving sole the rights to the person holding the key. An additional safety measure for particularly careful companies.

Usage



» Further information from page 127 onwards.

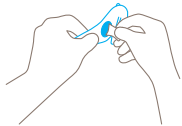
COMBI LOCKING KEY
NO. 9855



200% of original size

For the SECUMAX COMBI with a safety lock.
Do of your employees know how to safely change a blade? Have they had practice? Do they know when it is really necessary? A lack of knowledge can be both unsafe and uneconomical. The SECUMAX COMBI is your alternative. Only those with a locking key have access to the blade and the right to either rotate or change.

Usage



» Further information from page 127 onwards.

USED BLADE CONTAINER
NO. 9810



25% of original size


For the final disposal of your blades.
You can fill the USED BLADE CONTAINER with the content of your SAFEBOX. Or directly with your used blades. When the box is full, turn the lid until it shuts. Now the box cannot be reopened. The next step is to safety and completely dispose of the filled USED BLADE CONTAINER.

Usage



» Further information from page 127 onwards.

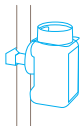
WALL MOUNT BRACKET
NO. 9845



45% of original size

Makes the USED BLADE CONTAINER accessible to all.
Include it in your order now! With this mounting bracket you can fix your USED BLADE CONTAINER to a central location. Use the clamp and screws and nuts supplied with the product to attach it to either a pipe or a rod.

Usage



» Further information from page 127 onwards.

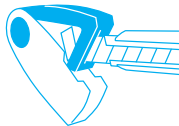
SAFEBOX
NO. 108000



65% of original size

Your personal used-blade bank.
The SAFEBOX is large enough to store a large number of used blades safely. And at the same time, it is compact enough to carry on you. The two slits are not only used for filling, but also to "shorten" your snap-off blades. When your SAFEBOX is full, empty it into your USED BLADE CONTAINER.

Usage



» Further information from page 127 onwards.

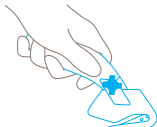
MATADOR
NO. 104000



55% of original size

Extend your cutting arm.
Our small paper and foil cutters are so handy they will delight you. But to further increase your cutting comfort, you can attach an ergonomically shaped additional handle. No tools are needed for attaching and detaching. The clasping function of the MATADOR is designed to perfectly fit your cutting tool. Stay safe, increase stability.

Usage



» Further information from page 127 onwards.

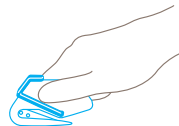
SAFETY FINGER CATCH
NO. 103000



150% of original size












Danger! Hands off!
Have you noticed the small holes in the middle body of the SECUMAX PLASTICUT and the SECUMAX CARDYCUT? The FINGER PROTECTION BRACKET fits exactly into these holes. Minimise the risk of your hand slipping whilst cutting and coming close to either the blade or the cutting material. Order it, fit it, and cut with confidence!

Usage














» Further information from page 127 onwards.

ACCESSORIES MATRIX












| | | |  |  |  |  |  |  |  |  |  |  |  |
|-------------|--------|------|---|---|---|---|---|---|---|---|---|---|---|
| | | | Belt holster 9829 | Holster large 9843 | Holster small 9842 | Pocket clip 9853 | Safety device 9800 | Easysafe locking key 9890 | Combi locking key 9855 | Safebox 108000 | Used blade container 9810 | Matador 104000 | Safety finger catch 103000 |
| SECUPRO | NUMBER | PAGE | | | | | | | | | | | |
| MARTEGO | 122001 | 22 | ● | | | | | | | ● | ● | | |
| MERAK | 124001 | 24 | ● | | | | | | | ● | ● | | |
| MEGASAFE | 116006 | 26 | ● | | | | | | | ● | ● | | |
| MEGASAFE | 116001 | 28 | ● | | | | | | | ● | ● | | |
| MEGASAFE | 116004 | 28 | ● | | | | | | | ● | ● | | |
| MEGASAFE | 116002 | 28 | ● | | | | | | | ● | ● | | |
| MEGASAFE | 116003 | 29 | ● | | | | | | | ● | ● | | |
| MAXISAFE | 101806 | 30 | ● | ● | | | | | | ● | ● | | |
| MAXISAFE | 101899 | 32 | ● | ● | | | | | | ● | ● | | |
| MAXISAFE | 101898 | 32 | ● | ● | | | | | | ● | ● | | |
| MAXISAFE | 101199 | 32 | ● | ● | | | | | | ● | ● | | |
| MAXISAFE | 101106 | 33 | ● | ● | | | | | | ● | ● | | |
| MAXISAFE | 101860 | 34 | ● | ● | | | | | | ● | ● | | |
| MAXISAFE | 101800 | 35 | ● | ● | | | | | | ● | ● | | |
| MAXISAFE | 101801 | 35 | ● | ● | | | | | | ● | ● | | |
| MAXISAFE | 101906 | 35 | ● | ● | | | | | | ● | ● | | |
| OPTISAFE | 100145 | 36 | ● | ● | | | | | | ● | ● | | |
| LEWIS | 710000 | 37 | ● | ● | | | | | | ● | ● | | |
| PROSAFE | 01152 | 38 | ● | ● | | | | | | ● | ● | | |
| CUT-O-MATIC | 438 | 40 | | | | | | | | | ● | | |

| SECUNORM | NUMBER | PAGE | | | | | | | | | | | |
|--------------|--------|------|---|---|---|--|--|--|--|---|---|--|--|
| PROFI25 | 120001 | 44 | ● | ● | ● | | | | | ● | ● | | |
| MULTISET | 118001 | 46 | ● | ● | ● | | | | | ● | ● | | |
| MULTISET | 118006 | 48 | ● | ● | ● | | | | | ● | ● | | |
| MULTISET | 118002 | 48 | ● | ● | ● | | | | | ● | ● | | |
| MULTISET | 118003 | 49 | ● | ● | ● | | | | | ● | ● | | |
| PROFI40 | 119001 | 50 | ● | ● | ● | | | | | ● | ● | | |
| SECUNORM 380 | 380001 | 52 | ● | | | | | | | | ● | | |
| PROFI LIGHT | 123001 | 54 | ● | ● | | | | | | ● | ● | | |
| POWERCUT | 02103 | 56 | | | | | | | | ● | ● | | |
| POWERCUT | 02104 | 58 | | | | | | | | ● | ● | | |
| POWERCUT | 02101 | 58 | | | | | | | | ● | ● | | |
| POWERCUT | 02102 | 58 | | | | | | | | ● | ● | | |

ACCESSORIES MATRIX

| SECUNORM | NUMBER | PAGE |  |  |  |  |  |  |  |  |  |  |  |
|--------------|--------|------|---|---|---|---|---|---|---|---|---|---|--|
| GENIAL | 04152 | 59 | ● | ● | | | | | | ● | ● | | |
| MIZAR | 125001 | 60 | ● | | | | | | | ● | ● | | |
| SECUNORM 175 | 175001 | 62 | | | | | | | | ● | ● | | |
| HANDY | 445 | 64 | | | | | | | | ● | ● | | |
| HANDY | 444 | 66 | | | | | | | | ● | ● | | |
| HANDY | 1444 | 66 | | | | | | | | ● | ● | | |
| SMARTCUT | 110000 | 67 | | | | | | | | | ● | | |
| PROFI | 07152 | 68 | ● | | ● | ● | ● | | | ● | ● | | |
| PROFI | 07105 | 69 | ● | | ● | ● | ● | | | ● | ● | | |
| PROFI | 07252 | 70 | ● | | ● | | ● | | | ● | ● | | |
| PROFI | 07205 | 71 | ● | | ● | | ● | | | ● | ● | | |
| MULTISAFE | 08152 | 72 | ● | | ● | | | | | ● | ● | | |
| REGELSAFE | 14152 | 73 | ● | | ● | | | | | ● | ● | | |























| SECUMAX | NUMBER | PAGE | | | | | | | | | | | |
|-------------|--------|------|---|--|--|--|---|---|--|---|---|---|--|
| SECUMAX 350 | 350001 | 76 | ● | | | | | | | ● | | | |
| SECUMAX 150 | 150001 | 78 | ● | | | | | | | | | | |
| EASYSAFE | 121001 | 80 | ● | | | | ● | | | ● | ● | | |
| COMBI | 109137 | 82 | ● | | | | | | | ● | ● | | |
| COMBI | 109237 | 84 | ● | | | | | ● | | ● | ● | | |
| COMBI | 109437 | 85 | ● | | | | | | | ● | ● | | |
| NOVEX | 539 | 86 | ● | | | | | | | ● | ● | | |
| RING KNIFE | 307 | 87 | | | | | | | | | ● | | |
| POLYCUT | 85000 | 88 | | | | | | | | ● | ● | | |
| POLYPICK | 469 | 89 | | | | | | | | ● | ● | | |
| PLASTICUT | 3469 | 89 | | | | | | | | ● | ● | ● | |
| PLASTICUT | 102000 | 90 | | | | | | | | ● | ● | ● | |
| PLASTICUT | 102001 | 90 | | | | | | | | ● | ● | ● | |
| PLASTICUT | 102002 | 90 | | | | | | | | ● | ● | ● | |
| CARDY | 1469 | 91 | | | | | | | | ● | ● | | |
| CARDYCUT | 7469 | 92 | | | | | | | | ● | ● | | |

| SECUMAX | NUMBER | PAGE |  |  |  |  |  |  |  |  |  |  |  |
|-----------------|--------|------|---|---|---|---|---|---|---|---|---|---|---|
| CARDYCUT | 5469 | 92 | | | | | | | | | ● | ● | ● |
| TRENNEX | 62000 | 93 | | | | | | | | | ● | ● | |
| NOVICUT | 29000 | 93 | | | | | | | | | ● | ● | |
| OPTICUT | 437 | 94 | | | | | | | | | ● | ● | |
| OPTICUT | 436 | 96 | | | | | | | | ● | ● | | |
| OPTICUT | 435 | 96 | | | | | | | | ● | ● | | |
| OPTICUT | 434 | 96 | | | | | | | | ● | ● | | |
| OPTICUT | 433 | 97 | | | | | | | | ● | ● | | |
| SNITTY | 43037 | 98 | | | | | | | | ● | ● | | |
| MOBILEX | 45137 | 99 | | | | | | | | ● | ● | | |
| COUPPY | 43136 | 100 | | | | | | | | ● | ● | | |
| ZEPHER | 336 | 101 | | | | | | | | ● | ● | | |
| SHEETING CUTTER | 335 | 102 | | | | | | | | ● | ● | | |
| SAFE-T-GUARD | 222 | 103 | ● | | | | | | | ● | ● | | |

| SOS-CUTTER | NUMBER | PAGE | | | | | | | | | | | |
|--------------------|--------|------|---|---|--|--|--|--|--|---|---|--|--|
| SECUMAX SOS-CUTTER | 537 | 106 | | | | | | | | | ● | | |
| SECUMAX RUCK-ZUCK | 55337 | 107 | ● | ● | | | | | | ● | ● | | |
| SECUMAX SALVEX | 538 | 108 | ● | ● | | | | | | ● | ● | | |

| MDP-CUTTER | NUMBER | PAGE | | | | | | | | | | | |
|-----------------------------|--------|------|---|--|---|--|--|--|---|---|---|--|--|
| SECUNORM PROFIZ25 MDP | 120700 | 112 | ● | | ● | | | | | ● | ● | | |
| SECUNORM HANDY MDP | 447 | 113 | | | | | | | | ● | ● | | |
| SECUNORM SMARTCUT MDP | 110700 | 114 | | | | | | | | | ● | | |
| SECUMAX COMBI MDP | 109737 | 116 | ● | | | | | | | ● | ● | | |
| SECUMAX COMBI MDP | 109777 | 117 | ● | | | | | | ● | ● | ● | | |
| SECUMAX POLYCUT MDP | 85007 | 118 | | | | | | | | | ● | | |
| SECUMAX RING KNIFE MDP | 307 | 118 | | | | | | | | | ● | | |
| ACRYLIC TEST CARD SET | 9900 | 119 | | | | | | | | | | | |
| BUSINESS CARD TEST CARD SET | 9910 | 119 | | | | | | | | | | | |

BLADE MATRIX
SECUNORM

| | | | | | | | | | | | | | | | | | | | | | | NUMBER | SECUNORM | | | | | | | | | | | | | | | |
|--|---------------|-----|------|-------|-----|------|------|-------|-------|----|----|------|-------|----|-----|-----|----|----|------|-------|-------|--------|----------|-------|----|----|------|----|----|----|----|----|-----|------|-------|----|-----|--|
| SECUNORM | NUMBER | 852 | 8852 | 85233 | 610 | 5233 | 5232 | 54065 | 54045 | 51 | 53 | 5132 | 65232 | 99 | 199 | 609 | 54 | 61 | 6132 | 61329 | 60099 | 56 | 58050 | 58065 | 55 | 57 | 5634 | 98 | 58 | 63 | 60 | 45 | 145 | 7940 | 17940 | 79 | 179 | |
|  | GENIAL | ○ | ○ | ○ | ○ | ○ | ● | ○ | | | | | ○ | | | | | | | | | ○ | | | | | | | | | | | | | | | | |
|  | HANDY | | | | | | | | | | | | | | | | | | | | | | | | | | | | | | | ● | ○ | | | | | |
|  | HANDY | | | | | | | | | | | | | | | | | | | | | | | | | | | | | | | ● | ○ | | | | | |
|  | HANDY | | | | | | | | | | | | | | | | | | | | | | | | | | | | | | | ○ | ● | | | | | |
|  | MIZAR | ○ | ○ | ○ | ○ | ○ | ● | ○ | | | | | ○ | | | | | | | | | | | | | | | | | | | | | | | | | |
|  | MULTISAFE | ○ | ○ | ○ | ○ | ○ | ● | ○ | ○ | ○ | ○ | ○ | ○ | | | | ○ | ○ | ○ | | | | ○ | ○ | ○ | ○ | ○ | ○ | ○ | ○ | ○ | | | | | | | |
|  | MULTISET | | | | | | | | | | | | | ● | ○ | | | | | | ○ | | | | | | | | | | | | | | | | | |
|  | MULTISET | | | | | | | | | | | | | ○ | ○ | | | | | | ○ | | | | | | | | | | | | | | | | | |
|  | MULTISET | | | | | | | | | | | | | | | ● | | | | | | | | | | | | | | | | | | | | | | |
|  | MULTISET | | | | | | | | | | | | | ○ | ○ | | | | | | ● | | | | | | | | | | | | | | | | | |
|  | POWERCUT | ○ | ○ | ○ | ○ | ○ | ○ | ○ | | ○ | ○ | ○ | ○ | | | | ○ | ● | | | | ○ | ○ | | ○ | ○ | ○ | ○ | ○ | ○ | | | | | | | | |
|  | POWERCUT | | | | | | | | | | | | | | | | | | | ● | | | | | | | | | | | | | | | | | | |
|  | PROFI (right) | ○ | ○ | ○ | ○ | ○ | ● | ○ | | | | | ○ | | | | | | | | | | | | | | | | | | | ○ | | | | | | |
|  | PROFI (right) | ○ | ○ | ○ | ○ | ○ | ● | ○ | | | | | ○ | | | | | | | | | ○ | | | | | | | | | | ○ | | | | | | |
|  | PROFI (left) | ○ | ○ | ○ | ○ | ○ | ● | ○ | | | | | ○ | | | | | | | | | | | | | | | | | | | ○ | | | | | | |
|  | PROFI (left) | ○ | ○ | ○ | ○ | ○ | ● | ○ | | | | | ○ | | | | | | | | | | | | | | | | | | | ○ | | | | | | |
|  | PROFI LIGHT | ○ | ○ | ○ | ○ | ○ | ● | ○ | | | | | ○ | | | | | | | | | ○ | | | | | | | | | | | | | | | | |
|  | PROFI25 | | | | | | | | | | | | | ● | ○ | | | | | | ○ | | | | | | | | | | | | | | | | | |
|  | PROFI40 | | | | | | | | | | | | | | | | | | | | | | | | | | | | | | | | | ● | ○ | | | |
|  | REGELSAFE | ○ | ○ | ○ | ○ | ○ | ● | ○ | ○ | ○ | ○ | ○ | ○ | | | | ○ | ○ | ○ | | | | ○ | ○ | ○ | ○ | ○ | ○ | ○ | ○ | | | | | | | | |
|  | SECUNORM 175 | | | | | | | | | | | | | | | | | | | | | | | | | | | | | | | ● | ○ | | | | | |
|  | SECUNORM 380 | | | | | | | | | | | | | | | | | | | | | | | | | | | | | | | | | ○ | ○ | ● | ○ | |


BLADE MATRIX
SECUPRO

[illegible]

BLADE MATRIX
SECUMAX

[illegible]

OUR ADDITIONAL SERVICE MEDIA:
BROCHURES, CATALOGUES, ETC.



Price list

To order our products quickly and easily, it is best if you use our clearly structured price list. Here you will find not only our safety cutters, but also all other cutting tools - from cutters to de-burring knives. Additionally all our blades and accessories are listed - so just about everything!



Product flyer


Our most important cutting tools have their very own medium – the product flyer. They comprise all details of everything you need to know about the respective safety cutter. As in the catalogue, products are shown in their original size to give you a better idea of the real tool.



Technical data sheet

How long and wide is the safety cutter? What technical properties does it have? Which certifications has it received and when? The Technical Data Sheet will answer these and many other questions. You can use the compact collection of data and facts very well to introduce a new cutting tool in your inventory control system.

You can request these and all other service media directly from us – ideally by calling our service number or by visiting our home page, where they are available to download.



Safety posters

The safety poster is a combination of a short description and an operating manual. With large format images and short texts it illustrates the optimal use of our safety cutters and supports the person assigned with safety matters. It is best to hang up the posters in relevant places - in storage rooms, in the area where goods are received, in production sites etc.



Promotional cutter brochure

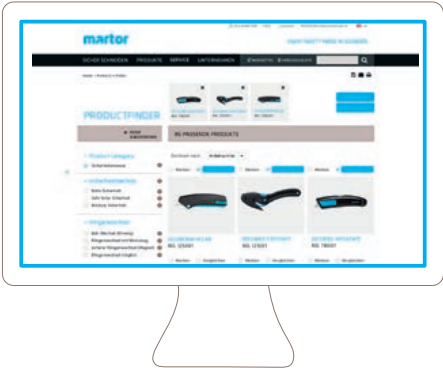
Another MARTOR product family is our advertising cutters. They are introduced to you individually in this brochure. No matter whether you work as a distributor for promotional products or whether, as a company or institution, you are looking for the ideal promotional gift for yourself or your target group.

OUR HOME PAGE.
NOW WITH NEW SERVICES.

When looking for the best possible product there is nothing like personal assistance, which is one of our strengths. Nevertheless, we would like to satisfy your needs in the best possible way also in other areas - e.g. on our home page www.martor.com. We have not just created a new design. You can also find new functionalities, such as the product filter there, providing you with an even better overview of our cutting solutions.



WWW.MARTOR.COM



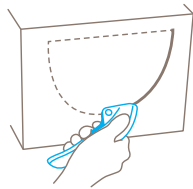
Filter all
Which material do you want to cut? And what technical properties should your safety cutter have? You can access a selection of suitable products quickly and comfortably through these two filter functions. The fitted and optional blades are also mentioned.



Compare all
No doubt there are cutters in our product range that are similar. So it's worth it to take a second view. With the functionality to compare products, you can select up to five cutting tools and check them against each other. Discover the product details to find the most suitable cutting tool.

PRACTICAL BUSINESS TIPS. THE MOST COMMON CUTTING TYPES.

It's all a matter of technology. Whatever applies to the safety of our cutting tools, also applies to their best possible use. Here are a few tips on how you can cut and trim even better. We have focused on the most common cutting types.



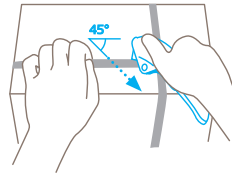
Make a window cut

Cardboard boxes are ideal containers for transportation. The question is, what's the best way to get to the contents. If you want to continue to use the cardboard box for storage, the window cut is recommended. You do not open the cardboard box from the top, but cut a larger hole into the side. You can remove your goods easily and comfortably through this "window". This type of cut is particularly widespread in branch operations.



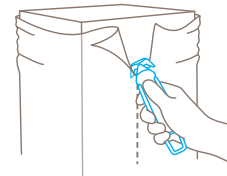
Removing the cover

If you would like to open your cardboard box from the top, then you should decide to remove the cover. As the name already suggests, you completely remove the cover by piercing the top edge and sliding your cutting tool along the bent fold once. You can also place your safety cutter further down on the side wall and cut all around it once. Removing the cover can be done in the area where goods are received for example, if you want to take out the goods "in one piece".



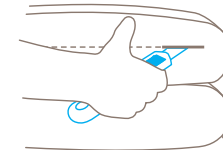
Separate plastic hoops

Plastic hoops are used to hold cardboard boxes with very heavy goods in them together. Or to fix several parcels on to a pallet. Many of our cutting tools are specialised in cutting open these hoops. We're sure you will have to deal with tape of varying strengths and quality. The more robust they are, the more it is recommended to cut at a 45 degree angle.



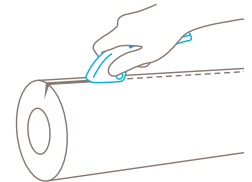
Remove foil

Pallets are usually covered in wrapping and shrink foil. You can find the suitable cutting tools in our product range to take these off, too. Especially those with a concealed blade which also protects your packed goods. Our foil cutters usually have a pointed nose with which they can pierce into the cutting material. Or you can press the upper end of the foil together with your free hand and create an initial starting point for cutting.



Open goods in sacks

Raw materials in the food, pharmaceutical and plastic processing industries in particular are often delivered in bags, e.g. liquids, powders or granulates. You usually use a safety cutter with a longer blade to open the paper, plastic or composite material bags. To be precise, you lay the bag down horizontally on a parapet for bulk goods and cut it open, with a L-cut on the top, for example.



Peeling off

Even if you associate other things with the term, peeling off counts as one of the most widespread cutting types in the paper and film industry. There has often been an interruption in the production process beforehand. The goods on the roll tear onto the sleeve when rolling up. To make it usable again, the paper and film remains have to be peeled off. In other words: it is best to tear them open and remove them with a forceful cut. Also for this purpose, we have the ideal safety cutter.

SPECIAL TERMS IN THE MARTOR WORLD.
FOR A BETTER UNDERSTANDING.

A › B

Adhesive tape remover

Some of our cutting tools have an additional adhesive tape remover. Examples: In the SECUMAX COMBI it is a small metal plate integrated into the handle. In the SECUMAX 150, the two outer edges of the scraper area serve this purpose.

Advertising cutter

There is also a advertising cutter variant of many of our cutting tools. In other words, without a MARTOR logo but with space for your logo or your claim. A premium give-a-way for your customers, friends and partners with a high user value and a long life. Ask us for special colours and other specific designs.

Automatic blade retraction

The blade retracts into the handle as soon as it leaves the cutting material. Condition: the slider is not held tight. Safety cutters with automatic blade retraction will be called SECUNORM ... in the future.

Blade access

Blade access in our safety cutters with concealed blades determines the gap between handle and nose. It is always narrow enough for your finger not to pass through but also wide enough to be able to work on certain cutting materials.

Blade carrier

The blade is fixed by the blade carrier so that it does not slip. The blade carrier has one or several cams. These fit exactly into the respective blade.

Blade category

We call a specific superordinate group of blades a blade category. The designation takes place according to the shape (e.g. trapezium blade, hooked blade, etc.), area of use (e.g. industrial blade) or function (e.g. scraper blade, de-burring blade).

Blade change button

In certain safety cutters you can press a blade changing button to start blade changing.

Blade changing device

If the safety cutter does not have a button, but another device to change the blade, we talk of - in more general terms - a blade changer.

B › C

Blade cover

The blade cover is the small plate on which the blade lies. It holds the blade together with the blade carrier. In many of our cutting tools, you have to lift up the blade cover to change the blade.

Blade extension

The blade extension indicates the maximum length of the blade outside the handle and is usually larger than the cutting depth.

Blade lock

Example: SECUNORM POWERCUT. It has a sliding device with which you can fix the blade when it is fully extended.

Blade slot

The blade slot is at the front of the handle. The blade extends outside the handle here and gets back in again.

Blade with 1 cutting edge/2 cutting edges

Depending on whether the blade has 1 or 2 cutting edges, we talk of a blade with 1 cutting edge or 2 cutting edges.

Comfort

The useful properties of a cutting tool, such as its ergonomic shape or the easy and safe blade change increase your comfort when using it.

Concealed blade

The cutting tool is designed in such a way that the blade is shielded outwards. The result: a maximum degree of safety for the user. Safety cutters with concealed blades will be called SECUMAX...in the future.

Cutting depth

The cutting depth determines how deep the blade can penetrate into the cutting material. Since the cutting depth also depends on the cutting angle, it is usually lower than the blade extension.

Cutting edge

We call the sharpened part of the blade the cutting edge. If we only mean the pointed piece, we talk of the blade tip.

Cutting egdes

Example SECUMAX 150: if the blade is interrupted in the middle, depending on the design, and if two cutting areas are formed because of it, we describe this as cutting edges.

We want you to use our products safely and efficiently. An important prerequisite is to understand us and our cutting tools. For convenient and easy guidance, we have compiled a glossary for you. Here you will find explanations for all special terms we use.

C › E

Cutting material

You will work on the cutting material with your cutting tool. Whatever you can cut particularly well with it comes under "main cutting materials", which could be single or multi-layered cardboard boxes, for example, plastic hoops or certain types of film.

Cutting solutions

Together, our products, performance and services provide the guarantee for safe cutting solutions. Our solutions are always customised to a specific "cutting problem" , e.g. specific cutting work, a certain cutting environment and/or a special cutting material.

Cutting tools

MARTOR produces and sells cutting tools. To specify a cutting tool in more detail, we use the ending -cutter (cardboard box cutter, belt cutter, de-burring cutter etc.).

Cutting types

In the type of cut, we describe how or for what users use their cutting tool. Examples are: cutting with tension, cutting under pressure, forceful cut or saw cut. The type of cut can also describe the result of cutting, for example, "window cut" or "removing the cover".

Cutting work

We call what you use our cutting tools for "cutting work".

Disposable cutter

Changing blades is not possible with our disposable cutters. You can just dispose of them through the scrap waste system after use.

Double lock cutter

Current examples: SECUPRO MARTEGO, SECUPRO MERAK and SECUNORM MIZAR. All these cutting tools belong to the young product family of innovative double lock cutters. As with tongs, you will find a easily movable lever at the bottom of their handles. You can release the blade very comfortably with it.

Easier and safer blade changing

Most of our cutting tools are re-usable cutters. We have made blade changing as easy and safe as possible, so that you will not hurt yourself while doing so. And so that no blades get lost while changing them.

E › H

Ergonomic shape

If a cutting tool has been designed so that it is especially pleasant to hold it, we describe it as having an "ergonomic shape" or being "ergonomically shaped".

Eyelet

The eyelet is at the back of the handle. You can pull a strap through it to attach your cutting tool.

Fitted blade

The blade with which the cutting tool is normally supplied is the fitted blade.

Fixing screw

Example SECUNORM MULTiset: You can vary the cutting depth adjustment with the fixing screw.

For right and left handers

If a cutter can be used just as well by right and left handers, we highlight it in the form mentioned.

Fully automatic blade protection cap

SECUPRO LEWIS is a special case: the blade does not retract after cutting. Still, you benefit from a high degree of safety. Because instead, a blade protection cap snaps into place in front of the blade as soon as it leaves the cutting material, without you having to do anything else.

Fully automatic blade retraction

The blade retracts into the handle as soon as it leaves the cutting material - even if the slider (or lever) is held tight. Safety cutter with fully automatic blade retraction will be called SECUPRO...in the future.

Fully automatic protective bracket

Special case: SECUPRO CUT-O-MATIC: as soon as you have finished cutting, a protective bracket opens up in front of the paper tearing hook and makes it harmless. It is fully automatic because this happens without you doing anything.

Handle

The handle is the main component of our cutting tools. The slider, lever, buttons, etc. can be found on the handle. The blade or the mechanism that pulls back the blade are concealed in the handle.

SPECIAL TERMS IN THE MARTOR WORLD. FOR A BETTER UNDERSTANDING.

L › P

Lever

The blade in our double lock cutters is not released by a slider but by a lever. You have to operate the lever in the lower handle area for this purpose.

Manual blade retraction

To "defuse" your cutting tool, you have to pull the blade back into the handle yourself after cutting. This safety level doesn't exist in our safety cutters.

Nose

You will only find a nose with a concealed blade in our safety cutters. It shields the blade together with the handle. The nose is usually pointed at the front to make piercing easier for you.

One sided/double sided cut

Depending on whether the cutting edge is only sharpened on one side or on both sides, we describe it as a one sided or double sided edge.

Optional blade

You can fit almost all our safety cutters (that are not disposable cutters) with an alternative blade according to requirement. This optional blade can be a hooked blade, for example (instead of the fitted trapezium blade). It can also be stainless steel or TiN coated. Or it will have rounded off corners or blunt tips. Considering the approx. 200 blades in our product range, this is only a small selection of possible variants.

Plastic insert

Example, SECUNORM PROFI or SECUNORM HANDY: the complete inside part of a cutting tool that you have to pull out for blade change. We call it a plastic insert.

Plastic spring

In certain safety cutters, the plastic spring is attached directly to the handle with a concealed blade and protrudes from that point into the area of the blade access. Your job: to keep the cutting material pressed down and to guide it to the blade in this way without jamming and buckling.

Product category

We call a specific superordinate group of cutting tools, product category. We have three of these: 1. Safety cutter, 2. Cutter (fixed cutters, snap-off blade cutters), 3. Special cutters (scalpels, de-burring cutters, scrapers, etc.).

P › S

Product family

We call a sub-group of cutting tools connecting a certain characteristic, a product family. These can also be found in various product categories. Examples are: MDP cutters, disposable cutters, advertising cutters, snap-off blade cutters, double lock cutters, etc.

Product range

All the products combined (cutting tools, blades, accessories) form our product range.

Productivity

The better (faster, safer, more precisely), users cut and the less often they hurt themselves while doing so, the higher their productivity. The company as a whole also benefits from it.

Quality blade

All MARTOR blades are quality blades. Still, there are differences in quality here, which we will tell you about personally, e.g. coated and non-coated.

Safety catch

The safety catch prevents the blade from driving out of the handle unintended. Releasing the blade is usually done with the same element.

Safety cutters

Even if we have other high quality cutting tools in our product range: safety cutters are our core competency. They are called safety cutters because they have a reliable safety technology: the automatic and fully automatic blade retraction and the concealed blade. By using our safety cutters the number of cut injuries can be clearly reduced at any work place.

Safety level

We differentiate between four safety levels: simple safety (manual blade retraction), a high degree of safety (automatic blade retraction), a very high degree of safety (fully automatic blade retraction) and maximum safety (concealed blade).

Safety technology

Our safety technology means: manual blade retraction (only in non-safety cutters), automatic blade retraction, fully automatic blade retraction and the concealed blade.

S › Z

Slider

Most of our safety cutters with automatic or fully automatic blade retraction are fitted with a slider. By pressing the slider to the front, you can release the blade.

Sliding base

In some of our safety cutters with concealed blades, the handle leads into a sliding base. As the name suggests, the bottom of the base slides smoothly over the cutting base. At the same time, the cutting material is lead to the blade over the top of the sliding base.

Soft grip

We describe the soft plastic layer that makes a handle particularly resistant to slipping a soft grip.

Used blade container

You will find two different storage containers in our range of accessories, the SAFEBOX and the SAMMELBOX with which you can safely dispose of your used blades.

User

We like to call anyone working with our cutting tools a "user".

1 › 3

2-cutting edge/4-cutting edge blades

If you can turn the blade around and use it many times, we call it a 2-cutting or 4-cutting edge blade.

3in1 blade head

Example SECUMAX 150: It has a separate blade head, suitable for three different uses: cutting, scraping, tearing open.

3in1 safety lock

Example SECUNORM MIZAR: This double lock cutter has a unique 3in1 safety catch. You can not only lock and unlock the blade with it, but also introduce safe blade changing.

IMPRINT

Publisher & copyright:
MARTOR KG © 2013

Production:
purpur GmbH, Köln,
www.purpur.com
Paper:
Symbol Freelifelife Satin

CONTACT DETAILS





MARTOR KG
Heider Hof 60
42653 Solingen
Germany

T +49 212 25805-0
F +49 212 25805-55
info@martor.de

THE REFINEMENT: SERVICE AND ADVICE OF MARTOR.

What is it that makes our cutting solutions even safer? Our advisory services. We are always there for you and help you with usage examples, training material and, of course, personal assistance.

You can find the following information on our website: www.martor.com

-  At a glance: the safety poster shows the most important functions and correct usage – perfect for your workplace.
-  From the first step to changing the blade: our videos give you a good impression how and for what you can use our cutting tools.
-  Everything you want to know: dimensions, properties, special features and more about our cutting tools can be found in the Technical Data Sheet.
-  Any further questions? Then please do not hesitate to contact our customer service team.

WWW.MARTOR.COM

MARTOR KG | Heider Hof 60 | 42653 Solingen | Germany
T +49 212 25805-0 | F +49 212 25805-55 | info@martor.de | www.martor.com

11.13.2.1 | Printed in Germany
Subject to technical changes